



Texmo/Sec/2024-25/43

November 14, 2024

To,  
Manager (Listing)  
National Stock Exchange of India Ltd  
Exchange Plaza, 5<sup>th</sup> Floor  
Bandra kulra Complex, Bandra (E)  
Mumbai - 400 051

To,  
The Corporate Relationship Department  
Bombay Stock Exchange Ltd,  
1<sup>st</sup> Floor, New Trading Ring,  
P.J.Tower, Dalal Street,  
Mumbai - 400 001

**Ref: Texmo Pipes and Products Limited (ISIN - INE141K01013), BSE Code - 533164, NSE Symbol – TEXMOPIPES**

**Sub: Outcome of the Board Meeting of the Company held on November 14, 2024**

Dear Sir / Madam,

In terms of Regulation 30 read with Regulation 33 of SEBI (Listing Obligations and Disclosure Requirements) Regulations, 2015, this is to inform you that the Board of Directors of the Company at its Meeting held today on November 14, 2024 at 04.00 P.M. which concluded at 06:45 P.M. at the registered office of the Company have considered and approved the following along with other agenda items:-

1. The Board have considered and approved the Un-audited Standalone and Consolidated Financial Results for the quarter and half year ended on September 30, 2024.

Pursuant to Regulation 30 and 33 of SEBI (Listing Obligations and Disclosure Requirements) Regulations, 2015 we hereby submit the following:

1. Un-Audited Financial Results (Standalone and Consolidated) for the second quarter and half year ended on September 30, 2024.
2. Statement of Assets and Liabilities and Cash Flow as at September 30, 2024.
3. Limited Review Report on Un-Audited Financial Results (Standalone and Consolidated) for the second quarter and half year ended on September 30, 2024.

This is in compliance to Regulation 30 of SEBI (Listing Obligations and Disclosure Requirements) Regulations, 2015.

Kindly take the same on your records.

Thanking you  
Yours Faithfully

For **Texmo Pipes and Products Limited**

**Ajay Shrivastava**  
**Company Secretary and Compliance Officer**

**Encl:** As above




Phone :07325-255122, Fax: 07325-253273

Email: texmopipe@texmopipe.com

Website: https://texmopipe.com

**Standalone Statement of Unaudited Financial Results For The Quarter And Half Year Ended 30th September, 2024**

Sr. No.	Particulars	(Rs. In Lakhs, except as stated otherwise)					
		Quarter ended 30th September,2024 [Unaudited]	Quarter ended 30th September,2023 [Unaudited]	Half Year ended 30th September,2024 [Unaudited]	Half Year ended 30th September,2023 [Unaudited]	Year ended 31st March, 2024 [Audited]	
I	<b>Income</b>						
	(i) Value of Sales	7,098.97	14,337.48	20,078.51	38,265.04	63,023.23	
	Less: GST Recovered	(1,009.96)	(2,068.86)	(2,910.04)	(5,592.76)	(9,190.05)	
	<b>Revenue from Operations</b>	<b>6,089.01</b>	<b>12,268.62</b>	<b>17,168.47</b>	<b>32,672.28</b>	<b>53,833.18</b>	
	(ii) Other Income	85.70	15.96	110.72	40.39	125.89	
	<b>TOTAL INCOME (i+ii)</b>	<b>6,174.71</b>	<b>12,284.58</b>	<b>17,279.19</b>	<b>32,712.67</b>	<b>53,959.07</b>	
II	<b>Expenses</b>						
	a) Cost of Materials Consumed	4,113.65	9,135.29	10,030.98	23,815.12	37,259.90	
	b) Purchases of Stock-in-Trade	929.45	757.00	1,668.61	1,332.97	2,887.77	
	c) Changes in Inventories of Finished Goods, Stock-in-Trade and Work-in-Progress	(562.12)	(830.69)	152.04	(1,275.41)	149.79	
	d) Employee Benefits Expense	579.02	599.61	1,192.51	1,194.85	2,465.64	
	e) Finance Costs	137.14	216.75	315.28	523.75	823.52	
	f) Depreciation and Amortisation Expenses	230.40	261.53	474.99	521.03	1,043.34	
	g) Other Expenses	521.32	2,008.49	2,646.85	5,552.75	7,275.68	
		<b>TOTAL EXPENSES</b>	<b>5,948.86</b>	<b>12,147.98</b>	<b>16,481.26</b>	<b>31,665.06</b>	<b>51,905.64</b>
III	<b>Profit before exceptional items and tax (I-II)</b>	<b>225.85</b>	<b>136.60</b>	<b>797.93</b>	<b>1,047.61</b>	<b>2,053.42</b>	
IV	Exceptional Items	-	-	-	-	546.97	
V	<b>Profit before tax (III+IV)</b>	<b>225.85</b>	<b>136.60</b>	<b>797.93</b>	<b>1,047.61</b>	<b>1,506.46</b>	
VI	<b>Tax Expenses</b>						
	(i) Current Tax	57.00	50.00	201.00	175.00	530.00	
	(ii) Short/(Excess) Tax Provision for earlier years	13.65	-	13.65	-	23.84	
	(iii) Deferred Tax	(151.47)	(8.68)	(160.37)	(17.36)	(9.63)	
	<b>Total Tax Expenses (i+ii+iii)</b>	<b>(80.82)</b>	<b>41.32</b>	<b>54.28</b>	<b>157.64</b>	<b>544.21</b>	
VII	<b>Net Profit for the period (V-VI)</b>	<b>306.66</b>	<b>95.29</b>	<b>743.65</b>	<b>889.98</b>	<b>962.25</b>	




Sr. No.	Particulars	Quarter ended 30th September,2024 [Unaudited]	Quarter ended 30th June, 2024 [Unaudited]	Quarter ended 30th September,2023 [Unaudited]	Half Year ended 30th September,2024 [Unaudited]	Half Year ended 30th September,2023 [Unaudited]	Year ended 31st March, 2024 [Audited]
VIII	<b>Other Comprehensive Income</b>						
a	<b>Items that will not be reclassified to Profit or Loss</b>						
i	Remeasurements of defined benefit plans	(7.19)	(7.19)	8.68	(14.39)	17.36	(28.78)
ii	Income tax effect on the above	1.81	1.81	-	3.62	-	7.24
b	<b>Items that will be reclassified to Profit or Loss</b>						
i	Exchange Difference on Translation of foreign operations	-	-	-	-	-	-
IX	<b>Total comprehensive Income for the Period (VII+VIII)</b>	<b>301.28</b>	<b>431.59</b>	<b>103.97</b>	<b>732.88</b>	<b>907.34</b>	<b>940.72</b>
X	<b>Paid-up Equity Share Capital (Face Value Rs.10 per share)</b>	<b>2,919.50</b>	<b>2,919.50</b>	<b>2,919.50</b>	<b>2,919.50</b>	<b>2,919.50</b>	<b>2,919.50</b>
XI	<b>Earning per share (of Rs.10/- each)</b>						
	(a) Basic (in Rs.)	1.05	1.50	0.33	2.55	3.05	3.30
	(b) Diluted (in Rs.)	1.05	1.50	0.33	2.55	3.05	3.30

**Notes :**

- The above standalone financial results for the Quarter and Half Year ended on 30th September, 2024 have been reviewed by the Audit Committee and taken on record by the Board of Directors of Texmo Pipes and Products Limited ("the Company") in its meeting held on 14th November, 2024.
- The Statutory Auditors of the Company have carried out a Limited Review of the standalone financial results for the Quarter and Half Year ended on 30th September, 2024, pursuant to Regulation 33 of the SEBI (Listing Obligations and Disclosure Requirements) Regulations, 2015, as amended. The Management has exercised necessary due diligence to ensure that such financial results provide a true & fair view of the affairs of the Company.
- The Financial Results are prepared in accordance with Indian Accounting Standards ('Ind AS') notified under section 133 of the Companies Act, 2013 read together with the Companies (Indian Accounting Standards) Rules, 2015 (as amended).
- The Company is primarily engaged in business of plastic products which constitute a single reportable segment in accordance with IND AS 108 "Segment reporting".
- The previous period figures have been regrouped/reclassified wherever necessary to make them comparable with the current periods' figures.

For and on behalf of the Board of Directors of  
Texmo Pipes and Products Ltd.



*[Signature]*  
Sanjay Kumar Agrawal  
Managing Director  
DIN: 00316249

Burhanpur, November 14th, 2024

**TEXMO PIPES AND PRODUCTS LIMITED**

Regd. Office: 98, Bahadarpur Road, Burhanpur (M.P.) 450 331

CIN: L25200MP2008PLC020852

Phone :07325-255122, Fax: 07325-253273 Email: texmopipe@texmopipe.com Website:https://texmopipe.com

**Standalone Statement of Assets and Liabilities**

(Rs. In Lakhs)

	Particulars	As at 30th September, 2024 (Unaudited)	As at 31st March, 2024 (Audited)
<b>A</b>	<b>ASSETS</b>		
1	<u>Non-Current Assets</u>		
	(a) Property, Plant and Equipment	10,805.00	12,469.80
	(b) Right-of-Use Assets	770.56	866.88
	(c) Capital Work-In-Progress	12.95	-
	(d) Investment Property	38.44	38.44
	(e) Intangible Assets Other than Goodwill	3.73	4.43
	(f) Financial Assets		
	i) Investments	1,092.21	1,092.21
	ii) Loans	1,633.16	719.37
	(g) Other Non-Current Assets	1,151.09	405.72
	<b><u>Total Non-Current Assets</u></b>	<b>15,507.14</b>	<b>15,596.85</b>
2	<u>Current Assets</u>		
	(a) Inventories	5,775.54	6,597.22
	(b) Financial Assets		
	i) Trade Receivables	5,753.89	6,545.47
	ii) Cash and Cash Equivalents	107.06	16.51
	iii) Bank Balances other than cash and cash equivalents	968.69	886.71
	(c) Other Current Assets	2,824.55	2,369.21
	<b><u>Total Current Assets</u></b>	<b>15,429.73</b>	<b>16,415.12</b>
	<b>TOTAL ASSETS(1+2)</b>	<b>30,936.87</b>	<b>32,011.97</b>
<b>B</b>	<b><u>EQUITY AND LIABILITIES</u></b>		
	<b><u>EQUITY</u></b>		
	(a) Share Capital	2,919.50	2,919.50
	(b) Other Equity	17,442.52	16,709.64
	<b><u>TOTAL EQUITY</u></b>	<b>20,362.02</b>	<b>19,629.14</b>
<b>C</b>	<b><u>LIABILITIES</u></b>		
1	<u>Non-Current Liabilities</u>		
	(a) Financial Liabilities		
	i) Borrowings	889.17	1,543.21
	ii) Lease Liabilities	829.99	926.15
	(b) Deferred Tax Liabilities (Net)	1,420.14	1,580.51
	(c) Other Non-Current Liabilities	703.06	629.50
	<b><u>Total Non-Current Liabilities</u></b>	<b>3,842.36</b>	<b>4,679.37</b>




	Particulars	As at 30th September, 2024 (Unaudited)	As at 31st March, 2024 (Audited)
2	<u>Current Liabilities</u>		
	(a) Financial Liabilities		
	i) Borrowings	1,592.28	1,294.67
	ii) Lease Liabilities	183.75	163.71
	iii) Trade Payables		
	-Total Outstanding Dues of Micro & Small Enterprises	579.15	363.94
	-Total Outstanding Dues of Others	2,766.40	3,927.22
	iv) Other Financial Liabilities	-	-
	(b) Other Current Liabilities	1,156.14	1,501.52
	(c) Provisions	346.69	332.55
	(d) Current Tax Liabilities (Net)	108.08	119.84
	<b><u>Total Current Liabilities</u></b>	<b>6,732.49</b>	<b>7,703.46</b>
	<b><u>TOTAL LIABILITIES (1 + 2)</u></b>	<b>10,574.85</b>	<b>12,382.83</b>
	<b><u>TOTAL EQUITY AND LIABILITIES (B+C)</u></b>	<b>30,936.87</b>	<b>32,011.97</b>

**Notes :**

- 1 The above results have been reviewed by the Audit Committee and taken on record by the Board of Directors in its meeting held on 14th November, 2024
- 2 The Statutory Auditors of the Company have carried out a Limited Review of the Result for the Quarter and Half Year ended on 30th September, 2024. The Management has exercised necessary due diligence to ensure that such financial results provide a true & fair view of the affairs of the Company.
- 3 The Financial Results are prepared in accordance with Indian Accounting Standards ('Ind AS') notified under section 133 of the Companies Act, 2013 read together with the Companies (Indian Accounting Standards) Rules, 2015 (as amended).
- 4 The Company is primarily engaged in business of plastic products which constitute a single reportable segment in accordance with IND AS 108 "Segment reporting."
- 5 The previous year figures have been regrouped/reclassified wherever necessary to make them comparable with the current year figures.

Burhanpur, November 14th, 2024

For and on behalf of Board of Director of  
For Texmo Pipes and Products Ltd.



*[Signature]*  
Sanjay Kumar Agrawal  
Managing Director  
DIN: 00316249

# **TEXMO PIPES AND PRODUCTS LIMITED**

**Standalone Statement of Cash Flows for the year ended 30th September, 2024**

[Amount in Lakhs]

Sno.	Particulars	Half Year ended 30th September, 2024 [Unaudited]		Year ended 31st March , 2024 [Audited]	
A.	<b><u>CASH FLOW FROM OPERATING ACTIVITIES</u></b>				
	Profit before Tax		797.93		1,506.46
	<u>Adjustments for :</u>				
	Depreciation and Amortization Expense	474.99		1,043.34	
	Interest on Lease Liabilities	47.42		103.80	
	Other Finance Costs	267.87		719.72	
	Bad Debts	-		706.72	
	Provision for Impairment of Debtors made/(reversed)	498.23		(143.37)	
	Interest Income	(100.77)		(90.20)	
	Net Loss/(Gain) on Property Plant & Equipment	0.09		3.08	
	Net Loss/(Gain) on Assets held for sale	-		(5.35)	
	Provision for Diminution in Value of Investments in Subsidiary	-		546.98	
	Remeasurement of Defined Benefit Plans	(10.77)	1,177.06	(21.53)	2,863.20
	<b>Operating Profit before Working Capital Changes</b>		1,974.98		4,369.66
	<u>Net change in:</u>				
	Inventories	821.69		468.14	
	Trade Receivables	293.35		(1,494.36)	
	Other Financial Assets	(81.98)		(81.73)	
	Other Current Assets	(455.35)		(184.30)	
	Financial Liabilities	(945.61)		(492.16)	
	Other Current Liabilities	(345.39)		(141.53)	
	Short Term Provisions	14.13	(699.16)	90.56	(1,835.38)
	<b>Cash generated from/ (used in) Operations</b>		1,275.82		2,534.28
	Direct Taxes Paid (Net)		(226.41)		(595.33)
	<b>Net Cash generated from/ (used in) Operating Activities</b>		1,049.41		1,938.95
B.	<b><u>CASH FLOW FROM INVESTING ACTIVITIES</u></b>				
	Purchase of Property, Plant and Equipment and Intangibles		(106.27)		(547.38)
	Sale/ Disposals of Property, Plant and Equipment		1,380.08		34.83
	Sale/ Disposals of Assets Held for Sale		-		16.10
	Movement in Non Current Investments		-		(1,031.49)
	Movement in Long Term Advances		(913.79)		(719.37)
	Movement in Deposits		(745.37)		19.34
	Interest Received		100.77		90.20
	<b>Net Cash generated from/ (used in) Investing Activities</b>		(284.58)		(2,137.77)
C.	<b><u>CASH FLOW FROM FINANCING ACTIVITIES</u></b>				
	(Repayment)/Proceeds of Long-term Borrowings		(654.04)		197.46
	(Repayment)/Proceeds from Short term Borrowings		297.60		843.01
	(Repayment)/Proceeds of Other Non Current Liabilities		73.57		61.66
	Payment of Lease Liabilities including Interest thereon		(123.54)		(229.03)
	Finance Costs		(267.87)		(719.72)
	<b>Net Cash generated from/ (used in) Financing Activities</b>		(674.28)		153.39




## **TEXMO PIPES AND PRODUCTS LIMITED**

**Standalone Statement of Cash Flows for the year ended 30th September, 2024 (Contd...)**

[Amount in Lakhs]

Sno.	Particulars	Half Year ended 30th September, 2024		Year ended 31st March, 2024 [Audited]	
	<b>NET CHANGE IN CASH AND CASH EQUIVALENTS [A+B+C]</b>		90.55		(45.43)
	Cash and cash equivalents at the beginning of the year		16.51		61.98
	<b>Cash and cash equivalents at the end of the year</b>		<b>107.06</b>		<b>16.55</b>
	<b>Components of cash and cash equivalents as at the year end :</b>				
	Balance with Banks in Current Accounts		91.55		-
	Cash on Hand		15.51		16.51
	<b>Cash and cash equivalents at the end of the year</b>		<b>107.06</b>		<b>16.51</b>

For and on the behalf of the Board of Directors of  
Texmo Pipes & Products Ltd.




  
**Sanjay Kumar Agrawal**  
 Managing Director  
 DIN : 00316249

Burhanpur, November 14th, 2024

**Independent Auditors' Limited Review Report on Quarterly and Half Yearly Unaudited Standalone Financial Results of Texmo Pipes and Products Limited pursuant to Regulation 33 of the SEBI (Listing Obligations and Disclosure Requirements) Regulations, 2015, as amended**

To  
The Board of Directors of  
Texmo Pipes and Products Limited

- [1] We have reviewed the accompanying Statement of unaudited standalone financial results of **Texmo Pipes and Products Limited** ('the Company') for the quarter ended 30<sup>th</sup> September, 2024 and year to date results for the period from 1<sup>st</sup> April 2024 to 30<sup>th</sup> September, 2024 ('the Statement'), attached herewith, being submitted by the company pursuant to the requirements of Regulation 33 of the SEBI (Listing Obligations and Disclosure Requirements) Regulations, 2015, as amended ("the Listing Regulations")
- [2] This Statement, which is the responsibility of the Company's management and approved by the Board of Directors, has been prepared in accordance with the recognition and measurement principles laid down in Indian Accounting Standard 34 "Interim Financial Reporting" ("Ind AS 34"), prescribed under Section 133 of the Companies Act, 2013, read with Rule 3 of Companies (Indian Accounting Standards) Rules, 2015 (as amended) and other accounting principles generally accepted in India. Our responsibility is to express a conclusion on the Statement based on our review.
- [3] We conducted our review of the Statement in accordance with the Standard on Review Engagements (SRE) 2410, "Review of Interim Financial Information Performed by the Independent Auditor of the Entity", issued by the Institute of Chartered Accountants of India. This Standard requires that we plan and perform the review to obtain moderate assurance as to whether the Statement is free of material misstatement. A review is limited primarily to inquiries of Company personnel and analytical procedures applied to financial data and thus provides less assurance than an audit. We have not performed an audit and accordingly, we do not express an audit opinion.





- [4] Based on our review conducted as above, nothing has come to our attention that causes us to believe that the accompanying Statement, prepared in accordance with applicable accounting standards and other recognized accounting practices and policies has not disclosed the information required to be disclosed in terms of Regulation 33 of the SEBI (Listing Obligations and Disclosure Requirements) Regulations, 2015 including the manner in which it is to be disclosed, or that it contains any material misstatement.

Place : Indore

Dated : November 14<sup>th</sup>, 2024

**For: Anil Kamal Garg & Company**  
Chartered Accountants  
Firm Registration No. 004186C



**(Devendra Bansal)**

Partner

Membership No. 078057

ICAI UDIN: 24078057BKGPV8557

**TEXMO PIPES AND PRODUCTS LIMITED**

Regd. Office: 98, Bahadarpur Road, Burhanpur (M.P.) 450 331

CIN: L25200MP2008PLC020852

Phone :07325-25122, Fax: 07325-253273


Email: texmopipe@texmopipe.com

Website: https://texmopipe.com



**Consolidated Statement of Unaudited Financial Results For The Quarter Ended 30th September, 2024**

Sr. No.	Particulars	(Rs. In Lakhs, except as stated otherwise)					
		Quarter ended 30th September,2024 [Unaudited]	Quarter ended 30th June, 2024 [Unaudited]	Quarter ended 30th September,2023 [Unaudited]	Half Year ended 30th September,2024 [Unaudited]	Half Year ended 30th September,2023 [Unaudited]	Year ended 31st March, 2024 [Audited]
I	<b>Income</b>						
	(i) Value of Sales	7,464.42	13,922.43	14,337.48	21,386.85	38,265.04	62,810.93
	Less: GST Recovered	(1,065.91)	(2,044.13)	(2,068.86)	(3,110.04)	(5,592.76)	(9,388.97)
	<b>Revenue from Operations</b>	<b>6,398.51</b>	<b>11,878.30</b>	<b>12,268.62</b>	<b>18,276.81</b>	<b>32,672.28</b>	<b>53,421.96</b>
	(ii) Other Income	25.09	26.41	15.96	51.50	40.39	128.28
	<b>TOTAL INCOME (i+ii)</b>	<b>6,423.60</b>	<b>11,904.71</b>	<b>12,284.58</b>	<b>18,328.31</b>	<b>32,712.67</b>	<b>53,550.24</b>
II	<b>Expenses</b>						
	a) Cost of Materials Consumed	4,336.45	6,389.11	9,135.29	10,725.56	23,815.12	36,801.61
	b) Purchases of Stock-in-Trade	915.05	753.56	757.00	1,668.61	1,332.97	2,887.77
	c) Changes in Inventories of Finished Goods, Stock-in-Trade and Work-in-Progress	(636.41)	494.67	(830.69)	(141.74)	(1,275.41)	77.98
	d) Employee Benefits Expense	612.05	648.60	599.61	1,260.65	1,194.85	2,472.87
	e) Finance Costs	201.37	180.00	216.75	381.37	523.75	833.83
	f) Depreciation and Amortisation Expenses	336.36	347.45	261.53	683.81	521.03	1,062.64
	g) Other Expenses	603.51	2,292.37	2,009.37	2,895.88	5,553.63	7,852.68
		<b>TOTAL EXPENSES</b>	<b>6,368.38</b>	<b>11,105.76</b>	<b>12,148.87</b>	<b>17,474.14</b>	<b>31,665.95</b>
III	<b>Profit before exceptional items and tax (I-II)</b>	<b>55.22</b>	<b>798.95</b>	<b>135.72</b>	<b>854.17</b>	<b>1,046.73</b>	<b>1,560.86</b>
IV	Exceptional Items	-	-	-	-	-	546.98
V	<b>Profit before tax (III+IV)</b>	<b>55.22</b>	<b>798.95</b>	<b>135.72</b>	<b>854.17</b>	<b>1,046.73</b>	<b>1,013.88</b>
VI	<b>Tax Expenses</b>						
	(i) Current Tax	50.00	183.00	50.00	233.00	175.00	542.00
	(ii) Short/(Excess) Tax Provision for earlier years	14.54	-	-	14.54	-	23.84
	(iii) Deferred Tax	(155.11)	(1.02)	(8.68)	(156.13)	(17.36)	(10.39)
	<b>Total Tax Expenses (i+ii+iii)</b>	<b>(90.57)</b>	<b>181.98</b>	<b>41.32</b>	<b>91.41</b>	<b>157.64</b>	<b>555.45</b>
VII	<b>Net Profit for the period (V-VI)</b>	<b>145.83</b>	<b>616.96</b>	<b>94.40</b>	<b>762.76</b>	<b>889.09</b>	<b>458.43</b>




Sr. No.	Particulars	Quarter ended 30th September,2024 [Unaudited]	Quarter ended 30th June, 2024 [Unaudited]	Quarter ended 30th September,2023 [Unaudited]	Half Year ended 30th September,2024 [Unaudited]	Half Year ended 30th September,2023 [Unaudited]	Year ended 31st March, 2024 [Audited]
VIII	Non-Controlling Interest	(108.18)	48.10	-	(60.08)	-	(5.11)
IX	Net Profit/(Loss) for the period (VII-VIII)	254.01	568.86	94.40	822.84	889.09	463.54
X	Other Comprehensive Income						
a	Items that will not be reclassified to Profit or Loss						
i	Remeasurements of defined benefit plans	(7.19)	(7.19)	8.68	(14.39)	17.36	(28.78)
ii	Income tax effect on the above	1.81	1.81	-	3.62	-	7.24
b	Items that will be reclassified to Profit or Loss						
i	Exchange Difference on Translation of foreign operations	(0.37)	(3.56)	6.22	(3.93)	6.22	(107.56)
ii	Income tax effect on the above	-	-	-	-	-	-
XI	Total comprehensive Income for the Period (IX+X)	248.26	559.92	109.30	808.14	912.67	334.45
XII	Paid-up Equity Share Capital (Face Value Rs.10 per share)	2,919.50	2,919.50	2,919.50	2,919.50	2,919.50	2,919.50
XIII	Earning per share (of Rs.10/- each)						
	(a) Basic (in Rs.)	0.50	2.11	0.32	2.61	3.05	1.57
	(b) Diluted (in Rs.)	0.50	2.11	0.32	2.61	3.05	1.57

**Notes :**

- The above Consolidated financial results for the Quarter and Half Year ended on 30th September, 2024 have been reviewed by the Audit Committee and taken on record by the Board of Directors of Texmo Pipes and Products Limited ("the Company") in its meeting held on 14th November, 2024.
- The Statutory Auditors of the Company have carried out a Limited Review of the Consolidated financial results for the Quarter and Half Year ended on 30th September, 2024 pursuant to Regulation 33 of the SEBI (Listing Obligations and Disclosure Requirements) Regulations, 2015, as amended. The Management has exercised necessary due diligence to ensure that such financial results provide a true & fair view of the affairs of the Company.
- The Financial Results are prepared in accordance with Indian Accounting Standards ('Ind AS') notified under section 133 of the Companies Act, 2013 read together with the Companies (Indian Accounting Standards) Rules, 2015 (as amended).
- The Company is primarily engaged in business of plastic products which constitute a single reportable segment in accordance with IND AS 108 "Segment reporting".
- The previous period figures have been regrouped/ reclassified wherever necessary to make them comparable with the current periods' figures.

For and on behalf of the Board of Directors of  
Texmo Pipes and Products Ltd.



Burhanpur, November 14th, 2024

Sanjay Kumar Agrawal  
Managing Director  
DIN: 00316249

**TEXMO PIPES AND PRODUCTS LIMITED**

Regd. Office: 98, Bahadarpur Road, Burhanpur (M.P.) 450 331


CIN: L25200MP2008PLC020852

Phone :07325-255122, Fax: 07325-253273 Email: texmopipe@texmopipe.com Website:https://texmopipe.com

**Statement of Consolidated Assets and Liabilities**

(Rs. In Lakhs)

	Particulars	As at 30th September, 2024 (unaudited)	As at 31st March, 2024 (Audited)
<b>A</b>	<b>ASSETS</b>		
1	<u>Non-Current Assets</u>		
	(a) Property, Plant and Equipment	14,067.76	15,632.49
	(b) Right-of-Use Assets	909.93	1,016.57
	(c) Capital Work-In-Progress	291.65	-
	(d) Investment Property	38.44	38.44
	(e) Goodwill	4.57	4.57
	(f) Intangible Assets Other than Goodwill	8.24	4.43
	(g) Financial Assets		
	i) Trade Receivables	62.09	66.03
	ii) Other Financial Assets	-	-
	ii) Investments	0.05	0.05
	(h) Other Non-Current Assets	1,207.85	465.14
	<b>Total Non-Current Assets</b>	<b>16,590.59</b>	<b>17,227.71</b>
2	<u>Current Assets</u>		
	(a) Inventories	6,806.84	7,025.65
	(b) Financial Assets		
	i) Trade Receivables	5,841.67	6,549.59
	ii) Cash and Cash Equivalents	163.03	91.02
	iii) Bank Balances other than cash and cash equivalents	1,123.23	1,041.25
	(c) Other Current Assets	3,003.17	2,768.07
	<b>Total Current Assets</b>	<b>16,937.93</b>	<b>17,475.57</b>
	<b>TOTAL ASSETS(1+2)</b>	<b>33,528.52</b>	<b>34,703.29</b>
<b>B</b>	<b>EQUITY AND LIABILITIES</b>		
	<u>EQUITY</u>		
1	<u>Equity attributable to owners of the parent</u>		
	(a) Share Capital	2,919.50	2,919.50
	(b) Other Equity	17,574.60	16,766.47
	<b>TOTAL EQUITY</b>	<b>20,494.10</b>	<b>19,685.97</b>
2	<u>Non-controlling Interest</u>	(68.57)	(8.49)
	<b>TOTAL EQUITY (1+2)</b>	<b>20,425.53</b>	<b>19,677.47</b>
<b>C</b>	<b>LIABILITIES</b>		
1	<u>Non-Current Liabilities</u>		
	(a) Financial Liabilities		
	i) Borrowings	2,666.37	2,990.33
	ii) Lease Liabilities	963.71	1,067.68
	(b) Deferred Tax Liabilities (Net)	1,423.59	1,579.72
	(c) Other Non-Current Liabilities	703.06	629.50
	<b>Total Non-Current Liabilities</b>	<b>5,756.73</b>	<b>6,267.22</b>



	Particulars	As at 30th September, 2024 (unaudited)	As at 31st March, 2024 (Audited)
2	<u>Current Liabilities</u>		
	(a) Financial Liabilities		
	i) Borrowings	1,858.50	1,389.08
	ii) Lease Liabilities	198.80	176.98
	iii) Trade Payables		
	-Total Outstanding Dues of Micro & Small Enterprises	655.07	686.89
	-Total Outstanding Dues of Others	2,865.23	4,207.43
	iv) Other Financial Liabilities	-	-
	(b) Other Current Liabilities	1,288.61	1,834.01
	(c) Provisions	362.82	344.84
	(d) Current Tax Liabilities (Net)	117.23	119.35
	<b>Total Current Liabilities</b>	<b>7,346.26</b>	<b>8,758.59</b>
	<b>TOTAL LIABILITIES (1 + 2)</b>	<b>13,102.99</b>	<b>15,025.81</b>
	<b>TOTAL EQUITY AND LIABILITIES (B+C)</b>	<b>33,528.52</b>	<b>34,703.29</b>

**Notes :**

- The above results have been reviewed by the Audit Committee and taken on record by the Board of Directors in its meeting held on 14th November, 2024.
- The Statutory Auditors of the Company have carried out a Limited Review of the Result for the Quarter and Half Year ended on 30th September, 2024. The Management has exercised necessary due diligence to ensure that such financial results provide a true & fair view of the affairs of the Company.
- The Financial Results are prepared in accordance with Indian Accounting Standards ('Ind AS') notified under section 133 of the Companies Act, 2013 read together with the Companies (Indian Accounting Standards) Rules, 2015 (as amended).
- The Company is primarily engaged in business of plastic products which constitute a single reportable segment in accordance with IND AS 108 "Segment reporting."
- The previous year figures have been regrouped/reclassified wherever necessary to make them comparable with the current year figures.

For and on behalf of Board of Director of  
For Texmo Pipes and Products Ltd.



*Sanjay Kumar Agrawal*  
Sanjay Kumar Agrawal  
Managing Director  
DIN: 00316249


Burhanpur, November 14th, 2024

# TEXMO PIPES AND PRODUCTS LIMITED

## Consolidated Statement of Cash Flows for the year ended 30th September, 2024

(Rs. In Lakhs)

Sno.	Particulars	Half Year ended 30th September, 2024 [Unaudited]		Year ended 31st March, 2024 [Audited]	
A.	<b><u>CASH FLOW FROM OPERATING ACTIVITIES</u></b>				
	Profit before Tax		854.17		1,013.89
	<u>Adjustments for :</u>				
	Depreciation and Amortization Expense	683.81		1,064.33	
	Interest on Lease Liabilities	55.03		113.82	
	Other Finance Costs	326.34		720.01	
	Bad Debts	-		706.72	
	Provision for Impairment of Debtors	498.23		412.08	
	Interest Income	(43.34)		(92.55)	
	Net Loss/(Gain) on Sale of Assets	0.09		3.08	
	Net Loss/(Gain) on Assets held for sale	-		(5.35)	
	Remeasurement of Defined Benefit Plans	(10.77)		(21.53)	
	Exchange Difference on Translation of Financial Statements & Others	(3.93)		555.53	
	Losses Attributable to Minority Interest	60.08	1,565.53	5.11	3,461.24
	<b>Operating Profit before Working Capital Changes</b>		2,419.70		4,475.14
	<u>Net change in:</u>				
	Inventories	218.81		39.72	
	Trade Receivables	209.69		(1,507.11)	
	Other Financial Assets	(81.98)		(236.27)	
	Other Current Assets	(235.10)		(583.16)	
	Trade Payables	(1,374.02)		111.00	
	Other Current Liabilities	(545.40)		185.54	
	Short Term Provisions	17.98	(1,790.01)	102.86	(1,887.42)
	<b>Cash generated from/ (used in) Operations</b>		629.69		2,587.72
	Direct Taxes Paid (Net)		(249.67)		(607.86)
	<b>Net Cash generated from/ (used in) Operating Activities</b>		380.02		1,979.86
B.	<b><u>CASH FLOW FROM INVESTING ACTIVITIES</u></b>				
	Purchase of Property, Plant and Equipment and Intangibles		(688.07)		(3,722.09)
	Sale/ Disposals of Property, Plant and Equipment		1,380.08		34.83
	Sale/ Disposals of Assets Held for Sale		-		16.10
	Movement in Other Non-Current Assets		3.94		(40.08)
	Purchase of Goodwill		-		(4.57)
	Movement in Deposits		(742.71)		-
	Interest Received		43.34		92.55
	<b>Net Cash generated from/ (used in) Investing Activities</b>		(3.43)		(3,623.27)
C.	<b><u>CASH FLOW FROM FINANCING ACTIVITIES</u></b>				
	(Repayment)/Proceeds of Long-term Borrowings		(323.97)		1,644.58
	(Repayment)/Proceeds from Short term Borrowings		469.42		937.42
	(Repayment)/Proceeds of Other Non Current Liabilities		73.57		61.66
	Payment of Lease Liabilities including Interest thereon		(137.18)		(242.89)
	Increase/ (Decrease) in Minority Interest		(60.08)		(8.49)
	Finance Costs		(326.34)		(720.01)
	<b>Net Cash generated from/ (used in) Financing Activities</b>		(304.58)		1,672.26




## **TEXMO PIPES AND PRODUCTS LIMITED**

**Consolidated Statement of Cash Flows for the year ended 30th September, 2024 (Cont...)**

(Rs. In Lakhs)

Sno.	Particulars	Half Year ended 30th September, 2024 [Unaudited]		Year ended 31st March, 2024 [Audited]	
	<b>NET CHANGE IN CASH AND CASH EQUIVALENTS [A+B+C]</b>		72.01		28.85
	Cash and cash equivalents at the beginning of the year		91.02		62.17
	<b>Cash and cash equivalents at the end of the year</b>		<b>163.03</b>		<b>91.02</b>
	<b>Components of cash and cash equivalents as at the year end :</b>				
	Balance with Banks in Current Accounts		142.55		73.45
	Cash on Hand		20.48		17.57
	<b>Cash and cash equivalents at the end of the year</b>		<b>163.03</b>		<b>91.02</b>

For and on the behalf of the Board of Directors of  
Texmo Pipes & Products Ltd.



  
Sanjay Kumar Agrawal  
Managing Director  
DIN : 00316249

Burhanpur, November 14th, 2024

**Independent Auditors' Limited Review Report on Quarterly and Half Yearly Unaudited Consolidated Financial Results of Texmo Pipes and Products Limited under Regulation 33 of the SEBI (Listing Obligations and Disclosure Requirements) Regulations, 2015, as amended**

To  
The Board of Directors of  
**TEXMO PIPES AND PRODUCTS LIMITED**

- [1] We have reviewed the accompanying Statement of unaudited consolidated financial results of **Texmo Pipes and Products Limited** ("the Parent") and its subsidiaries (the Parent and its subsidiaries together referred to as "the Group") for the quarter ended 30<sup>th</sup> September, 2024 and year to date results for the period from 1<sup>st</sup> April, 2024 to 30<sup>th</sup> September, 2024 ("the Statement"), being submitted by the Parent pursuant to the requirements of Regulation 33 of the SEBI (Listing Obligations and Disclosure Requirements) Regulations, 2015, as amended ("the Listing Regulations").
- [2] This Statement which is the responsibility of the Parent's Management and approved by the Parent's Board of Directors, has been prepared in accordance with the recognition and measurement principles laid down in the Indian Accounting Standard 34 "Interim Financial Reporting" ("Ind AS 34"), prescribed under section 133 of the Companies Act, 2013, as amended, read with relevant rules thereunder and other accounting principles generally accepted in India. Our responsibility is to express a conclusion on the Statement based on our review.
- [3] We conducted our review of the Statement in accordance with the Standard on Review Engagements (SRE) 2410, "Review of Interim Financial Information Performed by the Independent Auditor of the Entity", issued by the Institute of Chartered Accountants of India. This Standard requires that we plan and perform the review to obtain moderate assurance as to whether the Statement is free of material misstatement. A review is limited primarily to inquiries of Company personnel and analytical procedures applied to financial data and thus provides less assurance than an audit. We have not performed an audit and accordingly, we do not express an audit opinion.





We also performed procedures in accordance with the Circular issued by the Securities and Exchange Board of India under regulation 33(8) of the SEBI (listing Obligations and Disclosure Requirements) Regulations, 2015 as amended, to the extent applicable.

- [4] The Statement includes the results of the following entities:

Parent Company:


**Texmo Pipes and Products Limited**

Subsidiary Companies:

1. **Tapti Pipes & Products Ltd. FZE, U.A.E.**
2. **Shree Venkatesh Polymers Private Limited**
3. **Shree Venkatesh Industries Private Limited**

- [5] Based on our review conducted and procedures performed as stated in paragraph 3 above and based on the consideration of the review reports of the other auditors referred to in paragraph 6 below, nothing has come to our attention that causes us to believe that the accompanying Statement, prepared in accordance with the recognition and measurement principles laid down in the aforesaid Indian Accounting Standard ("Ind AS") specified under section 133 of the Companies Act, 2013 as amended, read with relevant rules issued thereunder and other accounting principles generally accepted in India, has not disclosed the information required to be disclosed in terms of the Listing Regulations, including the manner in which it is to be disclosed, or that it contains any material misstatement.

- [6] We did not review the interim unaudited financial results/information of the one subsidiary included in the consolidated unaudited financial results, whose interim financial results/information reflect total revenues of Rs. Nil, total net loss after tax of Rs. Nil and total comprehensive income of Rs. Nil, for the half year ended 30th September 2024, as considered in the consolidated unaudited financial results. One of the subsidiaries is located outside India whose financial results and other financial information has been prepared in accordance with accounting principles generally accepted in its country. The Parent's management has converted the financial results of subsidiary located outside India from accounting principles generally accepted in its country to accounting principles generally accepted in India.



Contd.. 3

The interim financial results/information of the subsidiaries has not been reviewed by their auditors and has been provided to us by the Management. We consider the interim unaudited financial results/information of the subsidiaries as certified by the management. Our conclusion on the statement is not modified in respect of the above matter.

**For: Anil Kamal Garg & Company**  
Chartered Accountants  
Firm Registration No. 004186C



**(Devendra Bansal)**

Partner

Membership No. 078057

ICAI UDIN: **24078057BKGPFW5292**

Place: Indore

Dated: November 14<sup>th</sup>, 2024