

Format of Holding of Specified securities

1. Name of Listed Entity: TEXMO PIPES AND PRODUCTS LIMITED
2. Scrip Code/Name of Scrip/Class of Security: 533164, TEXMOPIPES, EQUITY SHARES
3. Share Holding Pattern Filed under: Reg. 31(1)(a)/Reg.31(1)(b)/Reg.31(1)(c)
  - a. if under 31(1)(b) then indicate the report for quarter ending 30/09/2019
  - b. if under 31(1)(c) then indicate date of allotment/extinguishment
4. Declaration : The Listed entity is required to submit the following declaration to the extent of submission of information:

Particulars	YES*	NO*
a. Whether the Listed Entity has issued any partly paid up shares		NO
b. Whether the Listed Entity has issued any Convertible Securities or Warrants?		NO
c. Whether the Listed Entity has any shares against which depository receipts are issued?		NO
d. Whether the Listed Entity has any shares in locked-in?	YES	
e. Whether any shares held by promoters are pledge or otherwise encumbered?		NO

\*if the Listed Entity selects the option 'NO' for the questions above, the columns for the partly paid up shares, Outstanding Convertible Securities/Warrants, depository receipts, locked-in shares, No of shares pledged or otherwise encumbered by promoters, as applicable, shall not be displayed at the time of dissemination on the Stock Exchange website. Also wherever there is 'No' declared by Listed entity in above table the values will be considered as 'Zero' by default on submission of the format of holding of specified securities.

5. The tabular format for disclosure of holding of specified securities is as follows:




Table I - Summary Statement holding of specified securities

Category	Category of Shareholder	No of Shareholders	No of fully paid up shares held	No of Partly paid-up equity shares held	No of Shares Underlying Depository Receipts	Total No of Shares Held (VII) = (IV)+(V)+(VI)	Shareholding as a % of total shares (As a % of (A+B+C 2))	Number of Voting Rights held in each class of securities			Total as a % of (A+B+C)	No of Underlying convertible securities (Including Warrants)	Shareholding as a % assuming full conversion of convertible Securities (as a percentage of diluted share capital)	Number of Locked in Shares		Number of Shares pledged or otherwise encumbered	Number of equity shares held in dematerialized form
								Class X	Class Y	Total				No.	As a % of total Shares held		
(I)	(II)	(III)	(IV)	(V)	(VI)	(VII)	(VIII)		(IX)	(X)	(XI)	(XII)	(XIII)	(XIV)			
(A)	Promoter & Promoter Group	9	10039955	0	0	10039955	38.15		0	10039955	38.15	2612000	0	0.00	10039955		
(B)	Public	17153	16280045	0	0	16280045	61.85		0	16280045	61.85	0	0.00	NA	16279929		
(C)	Non Promoter-Non Public																
(C1)	Shares underlying DRs	0	0	0	0	0	NA		0	0	0.00	0	0.00	NA	0	0	
(C2)	Shares held by Employees Trusts	0	0	0	0	0	0.00		0	0	0.00	0	0.00	NA	0	0	
	<b>Total:</b>	<b>17162</b>	<b>26320000</b>	<b>0</b>	<b>0</b>	<b>26320000</b>	<b>100.00</b>		<b>0</b>	<b>26320000</b>	<b>100.00</b>	<b>2612000</b>	<b>0</b>	<b>0.00</b>	<b>26319884</b>		




Table II - Statement showing shareholding pattern of the Promoter and Promoter Group

Category	Name of the Shareholder	PAN	No of Shareholders	No of fully paid up equity shares held	No of Partly paid-up equity shares held	No of Shares Held (IV+V+VI)	Shareholding as a % of total no of shares (calculated as per SCRR, 1957 (VIII) As a % of (A+B+C2)	Number of Voting Rights held in each class of securities			No of Shares Underlying Outstanding convertible securities (Including Warrants)	Shareholding as a % assuming full conversion of Securities (as a percentage of diluted share capital) (VII)+(X) As a % of (A+B+C2)	Number of Locked in Shares	Number of Shares pledged or otherwise encumbered	Number of equity shares held in dematerialized form		
								Class X	Class Y	Total							
(1)	(i)	(ii)	(iii)	(iv)	(v)	(vi)	(viii)	(ix)			(x)	(xi)	(xii)	(xiii)	(xiv)		
(a)	Indian Individuals/Hindu undivided Family		8	7427955	0	0	7427955	28.22	7427955	0	7427955	28.22	0	0.00	0	0.00	7427955
	RASHMIDEVI AGRAWAL AND SANJAY KUMAR AGRAWAL ON BEHALF OF SHREE VENKATESH INDUSTRIES	AAFFS9830B	1	143000	0	0	143000	0.54	143000	0	143000	0.54	0	0.00	0	0.00	143000
	ANANDA UMMALE	ABFPU6360D	1	1200	0	0	1200	0.00	1200	0	1200	0.00	0	0.00	0	0.00	1200
	RASHMIDEVI AGRAWAL	ADAPA0125H	1	3377592	0	0	3377592	12.83	3377592	0	3377592	12.83	0	0.00	0	0.00	3377592
	SANJAY KUMAR AGRAWAL	ADAPA0132C	1	3896474	0	0	3896474	14.80	3896474	0	3896474	14.80	0	0.00	0	0.00	3896474
	RAJESH BABANLAL AGRAWAL	AERPA1276K	1	1200	0	0	1200	0.00	1200	0	1200	0.00	0	0.00	0	0.00	1200
	MOHAN LAL SOHAN LAL SHAH	ARQPS0969P	1	6089	0	0	6089	0.02	6089	0	6089	0.02	0	0.00	0	0.00	6089
	VIJAY PRASAD PAPPU	ASRPP0392H	1	1200	0	0	1200	0.00	1200	0	1200	0.00	0	0.00	0	0.00	1200
	MAHMOOD AHMED KHAN	AJUNPK8217C	1	1200	0	0	1200	0.00	1200	0	1200	0.00	0	0.00	0	0.00	1200
(b)	Central Government/State Government(s)		0	0	0	0	0	0.00	0	0	0	0.00	0	0.00	0	0.00	0
(c)	Financial Institutions/Banks		0	0	0	0	0	0.00	0	0	0	0.00	0	0.00	0	0.00	0
(d)	Any Other		1	2612000	0	0	2612000	9.92	2612000	0	2612000	9.92	0	100.00	0	0.00	2612000
	SHREE PADMAVATI IRRIGATIONS LLP	ADOF56345K	1	2612000	0	0	2612000	9.92	2612000	0	2612000	9.92	0	100.00	0	0.00	2612000
	<b>Sub-Total (A)(1)</b>		<b>9</b>	<b>10039955</b>	<b>0</b>	<b>0</b>	<b>10039955</b>	<b>38.15</b>	<b>10039955</b>	<b>0</b>	<b>10039955</b>	<b>38.15</b>	<b>0</b>	<b>26.02</b>	<b>0</b>	<b>0.00</b>	<b>10039955</b>
(2)	Foreign																
(a)	Individuals (Non-Resident Individuals/Foreign Individuals)		0	0	0	0	0	0.00	0	0	0	0.00	0	0.00	0	0.00	0
(b)	Government		0	0	0	0	0	0.00	0	0	0	0.00	0	0.00	0	0.00	0
(c)	Institutions		0	0	0	0	0	0.00	0	0	0	0.00	0	0.00	0	0.00	0
(d)	Foreign Portfolio Investor		0	0	0	0	0	0.00	0	0	0	0.00	0	0.00	0	0.00	0
(e)	Any Other		0	0	0	0	0	0.00	0	0	0	0.00	0	0.00	0	0.00	0
	<b>Sub-Total (A)(2)</b>		<b>0</b>	<b>0</b>	<b>0</b>	<b>0</b>	<b>0.00</b>	<b>0.00</b>	<b>0</b>	<b>0</b>	<b>0</b>	<b>0.00</b>	<b>0</b>	<b>0.00</b>	<b>0</b>	<b>0.00</b>	<b>0</b>
	<b>Total Shareholding of Promoter and Promoter Group (A)=(A)(1)+(A)(2)</b>		<b>9</b>	<b>10039955</b>	<b>0</b>	<b>0</b>	<b>10039955</b>	<b>38.15</b>	<b>10039955</b>	<b>0</b>	<b>10039955</b>	<b>38.15</b>	<b>0</b>	<b>26.02</b>	<b>0</b>	<b>0.00</b>	<b>10039955</b>




Table III - Statement showing shareholding pattern of the Public shareholder

Category	PAN	No of Shareholders	No of fully paid up equity shares held	No of Partly paid-up equity shares held	No of Shares Underlying Depository Receipts	Total No of Shares Held (IV+V+VI)	Shareholding as a % of total no of shares (A+B+C2)	Number of Voting Rights held in each class of securities			No of Shares Underlying convertible securities (Including Warrants)	Shareholding as a % assuming full conversion of convertible Securities (as a percentage of diluted share capital)	Number of Locked in Shares	Number of Shares pledged or otherwise encumbered	Number of equity shares held in dematerialized form
								Class X	Class Y	Total					
(I)	(II)	(III)	(IV)	(V)	(VI)	(VII)	(VIII)	(IX)			(X)	(XI)	(XII)	(XIII)	(XIV)
(a) Mutual Funds		0	0	0	0	0	0.00	0	0	0	0	0.00	0	NA	0
(b) Venture Capital Funds		0	0	0	0	0	0.00	0	0	0	0	0.00	0	NA	0
(c) Alternate Investment Funds		0	0	0	0	0	0.00	0	0	0	0	0.00	0	NA	0
(d) Foreign Venture Capital Investors		0	0	0	0	0	0.00	0	0	0	0	0.00	0	NA	0
(e) Foreign Portfolio Investors		0	0	0	0	0	0.00	0	0	0	0	0.00	0	NA	0
(f) Financial Institutions/Banks		0	0	0	0	0	0.00	0	0	0	0	0.00	0	NA	0
(g) Insurance Companies		0	0	0	0	0	0.00	0	0	0	0	0.00	0	NA	0
(h) Provident Funds/Pension Funds		0	0	0	0	0	0.00	0	0	0	0	0.00	0	NA	0
(i) Any Other		0	0	0	0	0	0.00	0	0	0	0	0.00	0	NA	0
<b>Sub Total (B)(1)</b>		0	0	0	0	0	0.00	0	0	0	0	0.00	0	NA	0
Central Government/State Government(s)/President of India		0	0	0	0	0	0.00	0	0	0	0	0.00	0	NA	0
<b>Sub Total (B)(2)</b>		0	0	0	0	0	0.00	0	0	0	0	0.00	0	NA	0
(3) Non-Institutions															
(a) i. Individual shareholders holding nominal share capital up to Rs.2 lakhs		16765	11209461	0	0	11209461	42.59	11209461	0	11209461	42.59	0	0	NA	11209357
ii. Individual shareholders holding nominal share capital in excess of Rs. 2 Lakhs		68	3895711	0	0	3895711	14.80	3895711	0	3895711	14.80	0	0	NA	3895711
SHARAD KANAYALAL SHAH	AAKPS626ZN	1	300000	0	0	300000	1.14	300000	0	300000	1.14	0	0	NA	300000
SUBRAMANIAN P	AMBPS8931K	1	444400	0	0	444400	1.69	444400	0	444400	1.69	0	0	NA	444400
(b) NBFCs Registered with RBI		0	0	0	0	0	0.00	0	0	0	0.00	0	0	NA	0
(c) Employee Trusts		0	0	0	0	0	0.00	0	0	0	0.00	0	0	NA	0
(d) Overseas Depositories (Holding DRs)(Balancing figure)		0	0	0	0	0	0.00	0	0	0	0.00	0	0	NA	0
(e) Any Other		0	0	0	0	0	0.00	0	0	0	0.00	0	0	NA	0
NON RESIDENT INDIANS		135	207456	0	0	207456	0.79	207456	0	207456	0.79	0	0	NA	207444
CLEARING MEMBERS		29	33207	0	0	33207	0.13	33207	0	33207	0.13	0	0	NA	33207
NON RESIDENT INDIAN NON REPATRIABLE		35	99214	0	0	99214	0.38	99214	0	99214	0.38	0	0	NA	99214
BODIES CORPORATES		121	834996	0	0	834996	3.17	834996	0	834996	3.17	0	0	NA	834996
<b>Sub Total (B)(3)</b>		17153	16280045	0	0	16280045	61.85	16280045	0	16280045	61.85	0	0	NA	16279929
Total Public Shareholding (B) = (B)(1)+(B)(2)+(B)(3)		17153	16280045	0	0	16280045	61.85	16280045	0	16280045	61.85	0	0	NA	16279929




Table IV - Statement showing shareholding pattern of the Non Promoter - Non Public Shareholder

Category	Category & Name of the Shareholder	PAN	No of Shareholders	No of fully paid up equity shares held	No of Partly paid-up equity shares held	No of Shares Underlying Depository Receipts	Total No of Shares Held (IV+V+VI)	Shareholding as a % of total no of shares (A+B+C2)	Number of Voting Rights held in each class of securities			No of Shares Underlying convertible securities (including Warrants)	Shareholding as a % assuming full conversion of convertible Securities (as a percentage of diluted share capital)	Number of Locked in Shares	Number of Shares pledged or otherwise encumbered		Number of equity shares held in dematerialized form
									Class X	Class Y	Total				No.	As a % of total Shares held	
(1)	(2)	(3)	(4)	(5)	(6)	(7)	(8)	(9)	(10)	(11)	(12)	(13)	(14)	(15)	(16)	(17)	
(1)	Custodian/DR Holder		0	0	0	0	0	0.00				0	0.00	0	0.00	NA	0
(2)	Employee Benefit Trust (under SEBI (Share based Employee Benefit) Regulations 2014)		0	0	0	0	0	0.00				0	0.00	0	0.00	NA	0
	Total Non-Promoter-Non Public Shareholding (C) = (C1)+(C2)		0	0	0	0	0	0.00				0	0.00	0	0.00	NA	0



*Nehal*