

Format of Holding of Specified securities

1. Name of Listed Entity: TEXMO PIPES AND PRODUCTS LIMITED
2. Scrip Code/Name of Scrip/Class of Security: 533164, TEXMOPIPES, EQUITY SHARES
3. Share Holding Pattern Filed under: Reg. 31(1)(a)/Reg.31(1)(b)/Reg.31(1)(c)
  - a. if under 31(1)(b) then indicate the report for quarter ending 31/03/2019
  - b. if under 31(1)(c) then indicate date of allotment/extinguishment

4. Declaration : The Listed entity is required to submit the following declaration to the extent of submission of information:

Particulars	YES*	NO*
a Whether the Listed Entity has issued any partly paid up shares		NO
b Whether the Listed Entity has issued any Convertible Securities or Warrants?		NO
c Whether the Listed Entity has any shares against which depository receipts are issued?		NO
d Whether the Listed Entity has any shares in locked-in?	YES	
e Whether any shares held by promoters are pledge or otherwise encumbered?		NO

\*if the Listed Entity selects the option 'NO' for the questions above, the columns for the partly paid up shares, Outstanding Convertible Securities/Warrants, depository receipts, locked-in shares, No of shares pledged or otherwise encumbered by promoters, as applicable, shall not be displayed at the time of dissemination on the Stock Exchange website. Also wherever there is 'No' declared by Listed entity in above table the values will be considered as 'Zero' by default on submission of the format of holding of specified securities.

5 The tabular format for disclosure of holding of specified securities is as follows:




Table I - Summary Statement holding of specified securities

Category	Category of Shareholder	No of Shareholders	No of fully paid up equity shares held	No of Partly paid-up equity shares held	No of Shares Underlying Depository Receipts	Total No of Shares Held (VII) = (IV)+(V)+(VI)	Shareholding as a % of total no of shares (As a % of (A+B+C2))	Number of Voting Rights held in each class of securities			No of Shares Underlying convertible securities (Including Warrants)	Shareholding as a % assuming full conversion of convertible Securities (as a percentage of diluted share capital)	Number of Locked in Shares		Number of Shares pledged or otherwise encumbered	Number of equity shares held in dematerialized form	
								Class X	Class Y	Total			No.	As a % of total Shares held			No.
(I)	(II)	(III)	(IV)	(V)	(VI)	(VII)	(VIII)	(IX)			(X)	(XI)	(XII)	(XIII)	(XIV)		
(A)	Promoter & Promoter Group	9	8739955	0	0	8739955	34.93	8739955	0	8739955	0	34.93	1312000	15.01	0	0.00	8739955
(B)	Public	17566	16280045	0	0	16280045	65.07	16280045	0	16280045	0	65.07	0	0.00	NA	NA	16279929
(C)	Non Promoter-Non Public																
(C1)	Shares underlying DRs	0	0	0	0	0	NA	0	0	0	0	NA	0	0.00	NA	NA	0
(C2)	Shares held by Employees	0	0	0	0	0	0.00	0	0	0	0	0.00	0	0.00	NA	NA	0
	<b>Total:</b>	<b>17575</b>	<b>25020000</b>	<b>0</b>	<b>0</b>	<b>25020000</b>	<b>100.00</b>	<b>25020000</b>	<b>0</b>	<b>25020000</b>	<b>0</b>	<b>100.00</b>	<b>1312000</b>	<b>5.24</b>	<b>0</b>	<b>0.00</b>	<b>25019884</b>




Table II - Statement showing shareholding pattern of the Promoter and Promoter Group

Category & Name of the Shareholder	PAN	No of Share holders	No of fully paid up equity shares held	No of Partly paid-up equity shares held	No of Shares Underlying Depository Receipts	Total No of Shares Held (IV+V+VI)	Shareholding as a % of total no of shares (calculated as per SCRR, 1957 (VIII) As a % of (A+B+C2)	Number of Voting Rights held in each class of securities			No of Shares Underlying convertible securities (Including Warrants)	Shareholding as a % assuming full conversion of convertible Securities (as a percentage of diluted share capital) (VII)+(X) As a % of (A+B+C2)	Number of Locked in Shares		Number of Shares pledged or otherwise encumbered	Number of equity shares held in dematerialized form
								Class X	Class Y	Total (IX)			No.	As a % of total Shares held		
(I)	(II)	(III)	(IV)	(V)	(VI)	(VII)	(VIII)	(IX)			(X)	(XI)	(XII)	(XIII)	(XIV)	
(a) Indian Individuals/Hindu undivided Family		8	7427955	0	0	7427955	29.69	7427955	0	7427955	0	29.69	0	0.00	0	7427955
RASHMIDEVI AGRAWAL AND SANJAY KUMAR AGRAWAL ON BEHALF OF SHREE VENKATESH INDUSTRIES	AAFFS9830B	1	143000	0	0	143000	0.57	143000	0	143000	0	0.57	0	0.00	0	143000
ANANDA UMMALE	ABFFU6360D	1	1200	0	0	1200	0.00	1200	0	1200	0	0.00	0	0.00	0	1200
RASHMIDEVI AGRAWAL	ADAPA0125H	1	3377592	0	0	3377592	13.50	3377592	0	3377592	0	13.50	0	0.00	0	3377592
SANJAY KUMAR AGRAWAL	ADAPA0132C	1	3896474	0	0	3896474	15.57	3896474	0	3896474	0	15.57	0	0.00	0	3896474
RAJESH BABANLAL AGRAWAL	AERPA1276K	1	1200	0	0	1200	0.00	1200	0	1200	0	0.00	0	0.00	0	1200
MOHAN LAL SOHAN LAL SHAH	APFPS3447H	1	6089	0	0	6089	0.02	6089	0	6089	0	0.02	0	0.00	0	6089
VIJAY PRASAD PAPPU	ASRPP0392H	1	1200	0	0	1200	0.00	1200	0	1200	0	0.00	0	0.00	0	1200
MAHMOOD AHMED KHAN	AUNPK8217C	1	1200	0	0	1200	0.00	1200	0	1200	0	0.00	0	0.00	0	1200
Central Government/State Government(s)		0	0	0	0	0	0.00	0	0	0	0	0.00	0	0.00	0	0
Financial Institutions/Banks		0	0	0	0	0	0.00	0	0	0	0	0.00	0	0.00	0	0
Any Other		0	0	0	0	0	0.00	0	0	0	0	0.00	0	0.00	0	0
SHREE PADMAVATI IRRIGATIONS LLP		1	1312000	0	0	1312000	5.24	1312000	0	1312000	0	5.24	1312000	100.00	0	1312000
<b>Sub-Total (A)(1)</b>	ADOF56345K	1	1312000	0	0	1312000	5.24	1312000	0	1312000	0	5.24	1312000	100.00	0	1312000
<b>Foreign</b>		<b>9</b>	<b>8739955</b>	<b>0</b>	<b>0</b>	<b>8739955</b>	<b>34.93</b>	<b>8739955</b>	<b>0</b>	<b>8739955</b>	<b>0</b>	<b>34.93</b>	<b>1312000</b>	<b>15.01</b>	<b>0</b>	<b>8739955</b>
Individuals (Non-Resident)		0	0	0	0	0	0.00	0	0	0	0	0.00	0	0.00	0	0
Individuals/Foreign Individuals		0	0	0	0	0	0.00	0	0	0	0	0.00	0	0.00	0	0
Government		0	0	0	0	0	0.00	0	0	0	0	0.00	0	0.00	0	0
Institutions		0	0	0	0	0	0.00	0	0	0	0	0.00	0	0.00	0	0
Foreign Portfolio Investor		0	0	0	0	0	0.00	0	0	0	0	0.00	0	0.00	0	0
Any Other		0	0	0	0	0	0.00	0	0	0	0	0.00	0	0.00	0	0
<b>Sub-Total (A)(2)</b>		<b>0</b>	<b>0</b>	<b>0</b>	<b>0</b>	<b>0</b>	<b>0.00</b>	<b>0</b>	<b>0</b>	<b>0</b>	<b>0</b>	<b>0.00</b>	<b>0</b>	<b>0.00</b>	<b>0</b>	<b>0</b>
<b>Total Shareholding of Promoter and Promoter Group (A)=(A)(1)+(A)(2)</b>		<b>9</b>	<b>8739955</b>	<b>0</b>	<b>0</b>	<b>8739955</b>	<b>34.93</b>	<b>8739955</b>	<b>0</b>	<b>8739955</b>	<b>0</b>	<b>34.93</b>	<b>1312000</b>	<b>15.01</b>	<b>0</b>	<b>8739955</b>






Table III - Statement showing shareholding pattern of the Public shareholder

Category & Name of the Shareholder	PAIN	No of Shareholders	No of fully paid up equity shares held	No of Partly paid-up equity shares held	No of Shares Underlying Depository Receipts	Total No of Shares Held (IV+V+VI)	Shareholding as a % of total no of shares (A+B+C2)	Number of Voting Rights held in each class of securities			No of Shares Underlying convertible securities (including Warrants)	Shareholding as a % assuming full conversion of convertible Securities (as a percentage of diluted share capital)	Number of Locked in Shares	Number of Shares pledged or otherwise encumbered	Number of equity shares held in dematerialized form
								Class X	Class Y	Total					
(I)	(II)	(III)	(IV)	(V)	(VI)	(VII)	(VIII)	(IX)			(X)	(XI)	(XII)	(XIII)	(XIV)
(1) Institutions															
(a) Mutual Funds															
(b) Venture Capital Funds															
(c) Alternate Investment Funds															
(d) Foreign Venture Capital Investors															
(e) Foreign Portfolio Investors															
(f) Financial Institutions/Banks															
(g) Insurance Companies															
(h) Provident Funds/Pension Funds															
(i) Any Other															
<b>Sub Total (B)(1)</b>		17093	10982315	0	0	10982315	43.89	10982315	0	10982315	43.89	0	0.00	NA	10982211
Central Government/State Government(s)/President of India		0	0	0	0	0	0.00	0	0	0	0.00	0	0.00	NA	0
<b>Sub Total (B)(2)</b>		0	0	0	0	0	0.00	0	0	0	0.00	0	0.00	NA	0
(3) Non-institutions															
i. Individual shareholders holding nominal share capital up to Rs.2 lakhs															
ii. Individual shareholders holding nominal share capital in excess of Rs. 2 Lakhs		66	3623851	0	0	3623851	14.48	3623851	0	3623851	14.48	0	0.00	NA	3623851
SHARAD KANAYALAL SHAH	AAKPS626Z	1	300000	0	0	300000	1.20	300000	0	300000	1.20	0	0.00	NA	300000
SUBRAMANIAN P	AMBPS8931K	1	444400	0	0	444400	1.78	444400	0	444400	1.78	0	0.00	NA	444400
NBFCs Registered with RBI		3	42134	0	0	42134	0.17	42134	0	42134	0.17	0	0.00	NA	42134
Employee Trusts		0	0	0	0	0	0.00	0	0	0	0.00	0	0.00	NA	0
Overseas Depositories (Holding DRs)(Balancing figure)		0	0	0	0	0	0.00	0	0	0	0.00	0	0.00	NA	0
Any Other		0	0	0	0	0	0.00	0	0	0	0.00	0	0.00	NA	0
NON RESIDENT INDIANS		139	241076	0	0	241076	0.96	241076	0	241076	0.96	0	0.00	NA	241064
CLEARING MEMBERS		42	82268	0	0	82268	0.33	82268	0	82268	0.33	0	0.00	NA	82268
Non Resident Indian Non Repatriable		36	99064	0	0	99064	0.40	99064	0	99064	0.40	0	0.00	NA	99064
Bodies Corporate		187	1209337	0	0	1209337	4.83	1209337	0	1209337	4.83	0	0.00	NA	1209337
<b>Sub Total (B)(3)</b>		17566	16280045	0	0	16280045	65.07	16280045	0	16280045	65.07	0	0.00	NA	16279929
<b>Total Public Shareholding (B) = (B)(1)+(B)(2)+(B)(3)</b>		17566	16280045	0	0	16280045	65.07	16280045	0	16280045	65.07	0	0.00	NA	16279929

