

Format of Holding of Specified securities

1. Name of Listed Entity: **TEXMO PIPES AND PRODUCTS LIMITED**
2. Scrip Code/Name of Scrip/Class of Security: **533164, TEXMOPIPES, EQUITY SHARES**
3. Share Holding Pattern Filed under: **Reg. 31(1)(a)/Reg.31(1)(b)/Reg.31(1)(c)**

- a. if under 31(1)(b) then indicate the report for quarter ending 30/06/2017
- b. if under 31(1)(c) then indicate date of allotment/extinguishment

4. Declaration : The Listed entity is required to submit the following declaration to the extent of submission of information:

Particulars	YES*	NO*
a. Whether the Listed Entity has issued any partly paid up shares		<input checked="" type="checkbox"/>
b. Whether the Listed Entity has issued any Convertible Securities or Warrants?		<input checked="" type="checkbox"/>
c. Whether the Listed Entity has any shares against which depository receipts are issued?		<input checked="" type="checkbox"/>
d. Whether the Listed Entity has any shares in locked-in?		<input checked="" type="checkbox"/>
e. Whether any shares held by promoters are pledge or otherwise encumbered?		<input checked="" type="checkbox"/>

*if the Listed Entity selects the option 'NO' for the questions above, the columns for the partly paid up shares, Outstanding Convertible Securities/Warrants, depository receipts, locked-in shares, No of shares pledged or otherwise encumbered by promoters, as applicable, shall not be displayed at the time of dissemination on the Stock Exchange website. Also wherever there is 'No' declared by Listed entity in above table the values will be considered as 'Zero' by default on submission of the format of holding of specified securities.

5 The tabular format for disclosure of holding of specified securities is as follows:

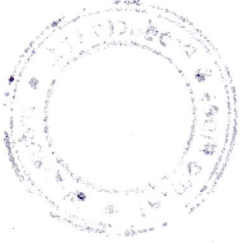


Table I - Summary Statement holding of specified securities

Category	Category of Shareholder	No of Shareholders	No of fully paid up equity shares held	No of Partly paid-up equity shares held	No of Shares Underlying Depository Receipts	Total No of Shares Held (VII) = (IV)+(V)+(VI)	Shareholding as a % of total shares (As a % of (A+B+C2))	Number of Voting Rights held in each class of securities			Total as a % of (A+B+C)	No of Shares Underlying Outstanding convertible securities (including Warrants)	Shareholding as a % assuming full conversion of convertible Securities (as a percentage of diluted share capital)	Number of Locked in Shares	Number of pledged or otherwise encumbered	Number of Shares held or otherwise held	Number of equity shares held in dematerialized form
								Class X	Class Y	Total							
(I)	(II)	(III)	(IV)	(V)	(VI)	(VII)	(VIII)	(IX)			(X)	(XI)	(XII)	(XIII)	(XIV)		
(A)	Promoter & Promoter Group	9	7539955	0	0	7539955	31.65	7539955	0	7539955	31.65	0	0.00	0	0.00	7539955	
(B)	Public	15878	16280045	0	0	16280045	68.35	16280045	0	16280045	68.35	0	0.00	NA	16279929		
(C)	Non Promoter-Non Public																
(C1)	Shares underlying DRS	0	0	0	0	0	NA	0	0	0	0.00	0	NA	NA	0		
(C2)	Shares held by Employees Trusts	0	0	0	0	0	0.00	0	0	0	0.00	0	0.00	NA	0		
	Total:	15887	23820000	0	0	23820000	100.00	23820000	0	23820000	100.00	0	100.00	0	0.00	23819884	



Table II - Statement showing shareholding pattern of the Promoter and Promoter Group

Category	Category & Name of the Shareholder	PAN	No of Share holders	No of fully paid up shares held	No of Partly paid-up equity shares held	No of Shares Underlying Deposits Receipts	Total No of Shares Held (IV+V+VI)	Shareholding as a % of total no of shares (calculated as per SCRR, 1957 (VIII) As a % of (A+B+C2)	Number of Voting Rights held in each class of securities		Total as a % of (A+B+C)	No of Shares Underlying Outstanding convertible securities (including Warrants)	Shareholding as a % of assuming full conversion of convertible securities (as a percentage of diluted share capital) (VII)+(X) As a % of (A+B+C2)	Number of Locked in Shares	Number of Shares pledged or otherwise encumbered	Number of equity shares held in dematerialized form																
									Class X	Class Y Total																						
(1)	(II)	(III)	(IV)	(V)	(VI)	(VII)	(VIII)	(IX)	(X)	(XI)	(XII)	(XIII)	(XIV)																			
(a)	Individuals/Hindu undivided Family SHREE PADMAVATI IRRIGATIONS PVT LTD	AADCS8756P	9	7539955	0	0	7539955	31.65	7539955	0	7539955	31.65	0	0	0.00	7539955																
																	RASHMIDEVI AGRAWAL	1	112000	0	0	112000	0.47	0	0.47	0	0.00	0	0.00			
																	ANANDA UMALE	2	143000	0	0	143000	0.60	0	0.60	0	0.00	0	0.00			
																	RASHMIDEVI AGRAWAL	1	1200	0	0	1200	0.01	0	0.01	0	0.00	0	0.00			
																	SANJAY KUMAR AGRAWAL	2	3377592	0	0	3377592	14.18	0	14.18	0	0.00	0	0.00			
																	RAJESH BABANLAL AGRAWAL	2	3896474	0	0	3896474	16.36	0	16.36	0	0.00	0	0.00			
																	MOHAN LAL SOHAN LAL SHAH	1	1200	0	0	1200	0.01	0	0.01	0	0.00	0	0.00			
																	VILAY PRASAD PAPPU	1	1200	0	0	1200	0.01	0	0.01	0	0.00	0	0.00			
																	MAHMOOD AHMED KHAN	1	1200	0	0	1200	0.01	0	0.01	0	0.00	0	0.00			
																	Central Government/State Government(s)	0	0	0	0	0	0.00	0	0.00	0	0.00	0	0.00			
																	Financial Institutions/Banks	0	0	0	0	0	0.00	0	0.00	0	0.00	0	0.00			
																	Any Other	0	0	0	0	0	0.00	0	0.00	0	0.00	0	0.00			
																	Sub-Total (A)(1)	9	7539955	0	0	0	7539955	31.65	7539955	0	7539955	31.65	0	0	0.00	7539955
																	(2)	Foreign Individuals (Non-Resident Individuals/Foreign Individuals)	0	0	0	0	0	0.00	0	0.00	0	0.00	0	0.00	0	0.00
(b)	Government Institutions	0	0	0	0	0	0.00	0	0.00	0	0.00	0	0.00	0	0.00	0																
(c)	Foreign Portfolio Investor	0	0	0	0	0	0.00	0	0.00	0	0.00	0	0.00	0	0.00	0																
(d)	Any Other	0	0	0	0	0	0.00	0	0.00	0	0.00	0	0.00	0	0.00	0																
(e)	Sub-Total (A)(2)	0	0	0	0	0	0.00	0	0.00	0	0.00	0	0.00	0	0.00	0																
Total Shareholding of Promoter and Promoter Group (A)=(A)(1)+(A)(2)			9	7539955	0	0	7539955	31.65	7539955	0	7539955	31.65	0	0	0.00	7539955																




Table III - Statement showing shareholding pattern of the Public shareholder

Category	Category & Name of the Shareholder	PAN	No of Shares paid up	No of fully paid up equity shares held	No of Partly paid-up equity shares held	No of Depository Shares or Receipts	Total No of Shares held (IV+V+VI)	Shareholding as a % of total shares (A+B+C 2)	Number of Voting Rights held in each class			Total as a % of (A+B+C)	No of Shares Underlying Outstanding convertible securities (including Warrants)	Shareholding as a % assuming full conversion of convertible Securities (as a percentage of diluted share capital)	Number of Locked in Shares	As a % of total Shares held	Number of Shares pledged or otherwise encumbered	As a % of total Shares held	Number of equity shares held in dematerialized form
									Class X	Class Y	Total								
(1)	(II)	(III)	(IV)	(V)	(VI)	(VII)	(VIII)	(IX)	(X)	(XI)	(XII)	(XIII)	(XIV)						
(1)	Institutions																		
(a)	Mutual Funds		0	0	0	0	0	0.00	0	0.00	0	0.00	0	0.00	0	0.00	NA	0	0
(b)	Venture Capital Funds		0	0	0	0	0	0.00	0	0.00	0	0.00	0	0.00	0	0.00	NA	0	0
(c)	Alternate Investment Funds		0	0	0	0	0	0.00	0	0.00	0	0.00	0	0.00	0	0.00	NA	0	0
(d)	Foreign Venture Capital Investors		0	0	0	0	0	0.00	0	0.00	0	0.00	0	0.00	0	0.00	NA	0	0
(e)	Foreign Portfolio Investors		0	0	0	0	0	0.00	0	0.00	0	0.00	0	0.00	0	0.00	NA	0	0
(f)	Financial Institutions/Banks		0	0	0	0	0	0.00	0	0.00	0	0.00	0	0.00	0	0.00	NA	0	0
(g)	Insurance Companies		1	15951	0	0	15951	0.07	0	0.07	0	0.07	0	0.07	0	0.00	NA	0	15951
(h)	Insurance Companies		0	0	0	0	0	0.00	0	0.00	0	0.00	0	0.00	0	0.00	NA	0	0
(i)	Provident Funds/Pension Funds		0	0	0	0	0	0.00	0	0.00	0	0.00	0	0.00	0	0.00	NA	0	0
(j)	Any Other		0	0	0	0	0	0.00	0	0.00	0	0.00	0	0.00	0	0.00	NA	0	0
(1)	Sub Total (B)(1)		1	15951	0	0	15951	0.07	0	0.07	0	0.07	0	0.07	0	0.00	NA	0	15951
(2)	Central Government/State Government(s)/President of India		0	0	0	0	0	0.00	0	0.00	0	0.00	0	0.00	0	0.00	NA	0	0
(3)	Sub Total (B)(2)		0	0	0	0	0	0.00	0	0.00	0	0.00	0	0.00	0	0.00	NA	0	0
(3)	Non-Institutions		0	0	0	0	0	0.00	0	0.00	0	0.00	0	0.00	0	0.00	NA	0	0
(a)	i. Individual shareholders holding nominal share capital up to Rs. 2 lakhs		15249	10944143	0	0	10944143	45.95	0	45.95	0	45.95	0	45.95	0	0.00	NA	0	10944039
	ii. Individual shareholders holding nominal share capital in excess of Rs. 2 Lakhs		63	3398327	0	0	3398327	14.27	0	14.27	0	14.27	0	14.27	0	0.00	NA	0	3398327
	SHARAD KANAYALAL SHAH	AAKPS6262N	1	245000	0	0	245000	1.03	0	1.03	0	1.03	0	1.03	0	0.00	NA	0	245000
	SUBRAMANIAN P	AMBPS9831K	1	446200	0	0	446200	1.87	0	1.87	0	1.87	0	1.87	0	0.00	NA	0	446200
(b)	NBFCs Registered with RBI		1	450	0	0	450	0.00	0	0.00	0	0.00	0	0.00	0	0.00	NA	0	450
(c)	Employee Trusts		0	0	0	0	0	0.00	0	0.00	0	0.00	0	0.00	0	0.00	NA	0	0
(d)	Overseas Depositories (Holding Drs) (Balancing figure)		0	0	0	0	0	0.00	0	0.00	0	0.00	0	0.00	0	0.00	NA	0	0
(e)	Any Other		0	0	0	0	0	0.00	0	0.00	0	0.00	0	0.00	0	0.00	NA	0	0
	TRUSTS		2	6900	0	0	6900	0.03	0	0.03	0	0.03	0	0.03	0	0.00	NA	0	6900
	NON RESIDENT INDIANS		128	244662	0	0	244662	1.03	0	1.03	0	1.03	0	1.03	0	0.00	NA	0	244662
	CLEARING MEMBERS		75	66898	0	0	66898	0.28	0	0.28	0	0.28	0	0.28	0	0.00	NA	0	66898
	NON RESIDENT INDIAN TRADING		0	0	0	0	0	0.00	0	0.00	0	0.00	0	0.00	0	0.00	NA	0	0
	REPAIRABLE		27	96834	0	0	96834	0.41	0	0.41	0	0.41	0	0.41	0	0.00	NA	0	96834
	BODIES CORPORATES		332	1505880	0	0	1505880	6.32	0	6.32	0	6.32	0	6.32	0	0.00	NA	0	1505880
	Sub Total (B)(3)		15877	16264094	0	0	16264094	68.28	0	68.28	0	68.28	0	68.28	0	0.00	NA	0	1505880
	Total Public Shareholding (B) = (b)(1)+(b)(2)+(b)(3)		15878	16280045	0	0	16280045	68.35	0	68.35	0	68.35	0	68.35	0	0.00	NA	0	16279929




Table IV - Statement showing shareholding pattern of the Non Promoter - Non Public Shareholder

Category	Category & Name of the Shareholder	PAN	No of Share holder	No of fully paid up equity shares held	No of Partly paid-up equity shares held	No of Shares Underlying Depository Receipts	Total No of Shares Held (IV+V+VI)	Shareholding as a % of total no of shares (A+B+C2)	Number of Voting Rights held in each class of securities			Total as a % of (A+B+C)	No of Shares Underlying convertible securities (including Warrants)	Shareholding as a % assuming full conversion of convertible Securities (as a percentage of diluted share capital)	Number of Locked In Shares	Number of Shares pledged or otherwise encumbered	Number of equity shares held in dematerialized form
									Class X	Class Y	Total						
(1)	Custodian/DR Holder		0	0	0	0	0	0.00	0	0	0	0.00	0	0	0	0	
(2)	Employee Benefit Trust (under SEBI(Share based Employee Benefit) Regulations 2014)		0	0	0	0	0	0.00	0	0	0	0.00	0	0	0	0	
	Total Non-Promoter-Non Public Shareholding (C) = (C1)+(C2)		0	0	0	0	0	0.00	0	0	0	0.00	0	0	0	0	

