

Format of Holding of Specified securities

1. Name of Listed Entity: TEXMO PIPES AND PRODUCTS LIMITED
2. Scrip Code/Name of Scrip/Class of Security: 533164, TEXMOPIPES, EQUITY SHARES
3. Share Holding Pattern Filed under: Reg. 31(1)(a)/Reg. 31(1)(b)/Reg. 31(1)(c)
 - a. if under 31(1)(b) then indicate the report for quarter ending 31/12/2019
 - b. if under 31(1)(c) then indicate date of allotment/extinguishment

Declaration : The Listed entity is required to submit the following declaration to the extent of submission of information:

Particulars	YES*	NO*
a Whether the Listed Entity has issued any partly paid up shares		NO
b Whether the Listed Entity has issued any Convertible Securities or Warrants?		NO
c Whether the Listed Entity has any shares against which depository receipts are issued?		NO
d Whether the Listed Entity has any shares in locked-in?	YES	
e Whether any shares held by promoters are pledge or otherwise encumbered?		NO

*if the Listed Entity selects the option 'NO' for the questions above, the columns for the partly paid up shares, Outstanding Convertible Securities/Warrants, depository receipts, locked-in shares, No of shares pledged or otherwise encumbered by promoters, as applicable, shall not be displayed at the time of dissemination on the Stock Exchange website. Also wherever there is 'No' declared by Listed entity in above table the values will be considered as 'Zero' by default on submission of the format of holding of specified securities.

- 5 The tabular format for disclosure of holding of specified securities is as follows:



Table I - Summary Statement holding of specified securities

Category	Category of Shareholder	No of Shareholders	No of fully paid up equity shares held	No of Partly paid up equity shares held	No of Shares Underlying Depository Receipts held	Total No of Shares Held (VII) = (IV)+(V)+(VI)	Shareholding as a % of total shares (As a % of (A+B+C2))	Number of Voting Rights held in each class of securities			No of Shares Underlying Outstanding convertible securities (Including Warrants)	Shareholding as a % assuming full conversion of convertible Securities (as a percentage of diluted share capital)	Number of Locked in Shares		Number of Shares pledged or otherwise encumbered	Number of equity shares held in dematerialized form	
								Class X	Class Y	Total			No.	As a % of total Shares held			No.
(I)	(II)	(III)	(IV)	(V)	(VI)	(VII)	(VIII)	No of Voting Rights			(X)	(XI)	(XII)	(XIII)	(XIV)		
(A)	Promoter & Promoter Group	9	10039955	0	0	10039955	38.15	0	10039955	0	10039955	38.15	2612000	26.02	0	0.00	10039955
(B)	Public	16919	16280045	0	0	16280045	61.85	0	16280045	0	16280045	61.85	0	0.00	NA	16279929	0
(C)	Non Promoter-Non Public	0	0	0	0	0	NA	0	0	0	0	0.00	0	0.00	NA	0	0
(C1)	Shares underlying DRs	0	0	0	0	0	0.00	0	0	0	0	0.00	0	0.00	NA	0	0
(C2)	Shares held by Employees Trusts	0	0	0	0	0	0.00	0	0	0	0	0.00	0	0.00	NA	0	0
	Total:	16928	26320000	0	0	26320000	100.00	0	26320000	0	26320000	100.00	2612000	9.92	0	0.00	26319884




Table II - Statement showing shareholding pattern of the Promoter and Promoter Group

Category Shareholder	PAN	No of Shareholders	No of paid up equity shares held	No of fully paid up equity shares held	No of Partly paid-up equity shares held	No of Shares Underlying Depository Receipts	Total No of Shares Held (IV+V+VI)	Shareholding as a % of total no of shares (calculated as per SCRR, 1957 (VIII) As a % of (A+B+C2)	Number of Voting Rights held in each class of securities			No of Shares Underlying convertible securities (Including Warrants)	Shareholding as a % assuming full conversion of convertible Securities (as a diluted share capital) (VII)+(X) As a % of (A+B+C2)	Number of Locked in Shares	Number of Shares pledged or otherwise encumbered	Number of equity shares held in dematerialized form
									Class X	Class Y	Total					
	(I)	(III)	(IV)	(IV)	(V)	(VI)	(VII)	(VIII)	(IX)			(X)	(XI)	(XII)	(XIII)	(XIV)
								Total as a % of (A+B+C)								
(1) Indian Individuals/Hindu undivided Family																
(a) RASHMIDEVI AGRAWAL	AFFS9830B	8	7427955	0	0	0	7427955	28.22	7427955	0	7427955	28.22	0	0.00	0	7427955
ANANDA UMALE	ABFPU6360D	1	143000	0	0	0	143000	0.54	143000	0	143000	0.54	0	0.00	0	143000
RASHMIDEVI AGRAWAL	ADAPA0125H	1	3377592	0	0	0	3377592	12.83	3377592	0	3377592	12.83	0	0.00	0	3377592
SANJAY KUMAR AGRAWAL	ADAPA0132C	1	3896474	0	0	0	3896474	14.80	3896474	0	3896474	14.80	0	0.00	0	3896474
RAJESH BABANLAL AGRAWAL	AERPA1276K	1	1200	0	0	0	1200	0.00	1200	0	1200	0.00	0	0.00	0	1200
MOHAN LAL SOHAN LAL																
SHAH	ARQPS0969P	1	6089	0	0	0	6089	0.02	6089	0	6089	0.02	0	0.00	0	6089
VIJAY PRASAD PAPPU	ASRPP0392H	1	1200	0	0	0	1200	0.00	1200	0	1200	0.00	0	0.00	0	1200
MAHMOOD AHMED KHAN	AUNPK8217C	1	1200	0	0	0	1200	0.00	1200	0	1200	0.00	0	0.00	0	1200
Central Government/State Government(s)																
(b) Financial Institutions/Banks																
(c) Any Other																
(d) SHREE PADMAVATI IRRIGATIONS LLP	ADOF56345K	1	2612000	0	0	0	2612000	9.92	2612000	0	2612000	9.92	0	100.00	0	2612000
Sub-Total (A)(1)		9	10039955	0	0	0	10039955	38.15	10039955	0	10039955	38.15	0	26.02	0	10039955
(2) Foreign Individuals (Non-Resident Individuals/Foreign Individuals																
(a) Government																
(b) Institutions																
(c) Foreign Portfolio Investor																
(d) Any Other																
(e) Sub-Total (A)(2)		0	0	0	0	0	0	0.00	0	0	0	0.00	0	0.00	0	0
Total Shareholding of Promoter and Promoter Group (A)=(A)(1)+(A)(2)		9	10039955	0	0	0	10039955	38.15	10039955	0	10039955	38.15	0	26.02	0	10039955




Table III - Statement showing shareholding pattern of the Public shareholder

Category	Name of the Shareholder/PAN	No of Shareholders	No of fully paid up equity shares held	No of Partly paid-up equity shares held	No of Underlying Depository Receipts	Total No of Shares Held (IV+V+VI)	Shareholding as a % of total no of shares (A+B+C2)	Number of Voting Rights held in each class of securities			Total as a % of (A+B+C)	No of Shares Underlying convertible securities (including Warrants)	Shareholding as a % assuming full conversion of convertible Securities (as a percentage of diluted share capital)	Number of Locked in Shares		Number of Shares pledged or otherwise encumbered	Number of equity shares held in dematerialized form
								Class X	Class Y	Total				No.	As a % of total Shares held		
(1)	(II)	(III)	(IV)	(V)	(VI)	(VII)	(VIII)	(IX)			(X)	(XI)	(XII)		(XIII)	(XIV)	
(a)	Mutual Funds	0	0	0	0	0	0.00	0	0	0	0	0.00	0	0.00	NA	NA	0
(b)	Venture Capital Funds	0	0	0	0	0	0.00	0	0	0	0	0.00	0	0.00	NA	NA	0
(c)	Alternate Investment Funds	0	0	0	0	0	0.00	0	0	0	0	0.00	0	0.00	NA	NA	0
(d)	Foreign Venture Capital Investors	0	0	0	0	0	0.00	0	0	0	0	0.00	0	0.00	NA	NA	0
(e)	Foreign Portfolio Investors	0	0	0	0	0	0.00	0	0	0	0	0.00	0	0.00	NA	NA	0
(f)	Financial Institutions/Banks	1	126776	0	0	126776	0.48	126776	0	126776	0.48	0.48	0	0.00	NA	NA	126776
(g)	Insurance Companies	0	0	0	0	0	0.00	0	0	0	0	0.00	0	0.00	NA	NA	0
(h)	Provident Funds/Pension Funds	0	0	0	0	0	0.00	0	0	0	0	0.00	0	0.00	NA	NA	0
(i)	Any Other																
	Sub Total (B)(1)	1	126776	0	0	126776	0.48	126776	0	126776	0.48	0.48	0	0.00	NA	NA	126776
(2)	Central Government/State Government(s)/President of India	0	0	0	0	0	0.00	0	0	0	0	0.00	0	0.00	NA	NA	0
	Sub Total (B)(2)	0	0	0	0	0	0.00	0	0	0	0.00	0.00	0	0.00	NA	NA	0
(3)	Non-Institutions																
(a)	i. Individual shareholders holding nominal share capital up to Rs.2 lakhs	16539	11279775	0	0	11279775	42.86	11279775	0	11279775	42.86	42.86	0	0.00	NA	NA	11279671
	ii. Individual shareholders holding nominal share capital in excess of Rs. 2 Lakhs	67	3798868	0	0	3798868	14.43	3798868	0	3798868	14.43	14.43	0	0.00	NA	NA	3798868
	SHARAD KANAYALAL SHAH	1	300000	0	0	300000	1.14	300000	0	300000	1.14	1.14	0	0.00	NA	NA	300000
	SANGEETHA S	1	444400	0	0	444400	1.69	444400	0	444400	1.69	1.69	0	0.00	NA	NA	444400
(b)	NBFCs registered with RBI	0	0	0	0	0	0.00	0	0	0	0.00	0.00	0	0.00	NA	NA	0
(c)	Employee Trusts	0	0	0	0	0	0.00	0	0	0	0.00	0.00	0	0.00	NA	NA	0
(d)	Overseas Depositories (Holding DRs)(Balancing figure)	0	0	0	0	0	0.00	0	0	0	0.00	0.00	0	0.00	NA	NA	0
(e)	Any Other																
	NON RESIDENT INDIANS	131	224873	0	0	224873	0.85	224873	0	224873	0.85	0.85	0	0.00	NA	NA	224861
	CLEARING MEMBERS	33	52546	0	0	52546	0.20	52546	0	52546	0.20	0.20	0	0.00	NA	NA	52546
	NON RESIDENT INDIAN NON REPATRIABLE	35	99928	0	0	99928	0.38	99928	0	99928	0.38	0.38	0	0.00	NA	NA	99928
	BODIES CORPORATES	113	697279	0	0	697279	2.65	697279	0	697279	2.65	2.65	0	0.00	NA	NA	697279
	Sub Total (B)(3)	16918	16153269	0	0	16153269	61.37	16153269	0	16153269	61.37	61.37	0	0.00	NA	NA	16153153
	Total Public Shareholding (B) = (B)(1)+(B)(2)+(B)(3)	16919	16280045	0	0	16280045	61.85	16280045	0	16280045	61.85	61.85	0	0.00	NA	NA	16279929




Table IV - Statement showing shareholding pattern of the Non Promoter - Non Public Shareholder

Category	Name of the Shareholder	PAN	No of Shareholders	No of fully paid up equity shares held	No of Partly paid-up equity shares held	No of Shares Underlying Depository Receipts	Total No of Shares Held (IV+V+VI)	Shareholding as a % of total shares (A+B+C 2)	Number of Voting Rights held in each class of securities			No of Shares Underlying Outstanding convertible securities (Including Warrants)	Shareholding as a % assuming conversion of convertible Securities (as a percentage of diluted share capital)	Number of Locked in Shares	Number of Shares pledged or otherwise encumbered	Number of equity shares held in dematerialized form
									Class X	Class Y	Total					
			(III)	(IV)	(V)	(VI)	(VII)	(VIII)	No of Voting Rights			(X)	(XI)	(XII)	(XIII)	(XIV)
(1)	Custodian/DR Holder Employee Benefit Trust (under SEBI(Share based Employee Benefit) Regulations 2014)		0	0	0	0	0	0.00	0	0	0	0	0.00	0	0.00	0
(2)			0	0	0	0	0	0.00	0	0	0	0	0.00	0	0.00	0
	Total Non-Promoter-Non Public Shareholding (C) = (C1)+(C)2		0	0	0	0	0	0.00	0	0	0	0	0.00	0	0.00	0

