

TEXMO PIPES AND PRODUCTS LIMITED

Regd. Office: 98, Bahadarpur Road, Burhanpur (M.P.) 450 331

CIN: L25200MP2008PLC020852

Phone :07325-255122, Fax: 07325-253273 Email: texmopipe@texmopipe.com Website:www.texmopipe.com

STATEMENT OF STANDALONE AUDITED FINANCIAL RESULTS FOR THE QUARTER & YEAR ENDED 31ST MARCH, 2021

(Rs. In Lakhs, except as stated otherwise)

Sr. No.	Particulars	Quarter Ended			Year Ended	
		31st Mar, 2021 Audited	31st Dec, 2020 Unaudited	31st Mar, 2020 Audited	31st Mar, 2021 Audited	31st Mar, 2020 Audited
1	Income					
	(i) Value of Sales	15,350.98	15,031.06	8,317.11	49,493.67	38,384.11
	Less: GST Recovered	(2,306.61)	(2,203.46)	(1,207.17)	(7,327.99)	(5,589.55)
	Revenue from Operations	13,044.37	12,827.60	7,109.94	42,165.68	32,794.56
	(ii) Other Income	15.20	46.54	32.57	118.83	130.59
	TOTAL INCOME (i+ii)	13,059.57	12,874.14	7,142.51	42,284.51	32,925.15
2	Expenses					
	a) Cost of Materials Consumed	9,798.20	10,059.33	5,552.25	31,962.94	23,627.43
	b) Purchases of Stock-in-Trade	412.49	489.63	782.11	1,723.83	2,044.42
	c) Changes in Inventories of Finished Goods, Stock-in-Trade and Work-in-Progress	96.72	(365.85)	(1,053.01)	(530.94)	(611.42)
	d) Employee Benefits Expense	371.18	412.82	378.34	1,384.77	1,511.19
	e) Finance Cost	232.08	239.40	208.40	948.99	1,054.23
	f) Depreciation and Amortisation Expenses	158.66	168.71	160.00	625.68	619.64
	g) Other Expenses	1,367.14	1,460.43	891.06	4,728.45	3,970.27
	TOTAL EXPENSES	12,436.46	12,464.47	6,919.15	40,843.72	32,215.76
3	Profit / (Loss) before exceptional items and tax (1-2)	623.11	409.67	223.37	1,440.79	709.39
4	Exceptional Items	-	-	(5.03)	-	(93.64)
5	Profit / (Loss) before tax (3+4)	623.11	409.67	218.34	1,440.79	615.75
6	Tax Expenses Continued Operations					
	(i) Current Tax	170.00	110.00	54.16	370.00	154.16
	(ii) Short/(Excess) Tax Provision for earlier years	-	(33.69)	-	(33.69)	3.96
	(iii) Deferred Tax	(37.41)	6.27	29.23	(18.60)	25.08
	Total Tax Expenses (i+ii+iii)	132.59	82.58	83.39	317.71	183.20
7	Net Profit/(Loss) for the period from continuing operations(5-6)	490.52	327.09	134.95	1,123.08	432.55



Sr. No.	Particulars	Quarter Ended		Year Ended	
		31st Mar, 2021 Audited	31st Dec, 2020 Unaudited	31st Mar, 2021 Audited	31st Mar, 2020 Audited
8	Other Comprehensive Income				
a	Items that will not be reclassified to Profit or Loss				
i	Remeasurements of defined benefit plans	0.95	11.08	34.18	44.30
b	Items that will be reclassified to Profit or Loss				
i	Exchange Difference on Translation of foreign operations	-	-	-	-
9	Total comprehensive Income for the Period (9+10)	491.47	338.16	1,157.26	476.85
10	Paid-up Equity Share Capital (Face Value Rs.10 per share)	2,919.50	2,919.50	2,919.50	2,632.00
11	Earning per share (of Rs.10/- each)				
	(a) Basic	1.68	1.12	4.03**	1.64
	(b) Diluted	1.68	1.12	4.03**	1.64

Notes :

- 1 The audited standalone financial results have been reviewed by the Audit Committee in its meeting held on 25th June, 2021 and taken on record by Board of Directors in its meeting held on 25th June, 2021.
- 2.1 The transaction costs paid for the term loans availed have been amortised over the tenor of the loan, as the loan are required to be carried at amortized cost as per the Ind AS 109- Financial Instruments. Accordingly there is an increase in the Financial Cost.
- 2.2 Actuarial gains/losses on re-measurement of Defined Benefit Plans have been classified under "Other Comprehensive Income" as per the requirement of Ind AS 19 "Employment Benefit".
- 2.3 Under the Ind AS, the Deferred Tax is calculated on the basis of the Balance Sheet approach and not the Income Approach.



2.4 Under the Ind AS, significant components of Plant and Equipment which have different useful life are depreciated based on their specific useful lives

3 The Company has adopted Indian Accounting Standard ("IND-AS") from 1st April, 2017 and accordingly these financial results have been prepared in accordance with the IND-AS prescribed under Section 133 of the Companies Act, 2013.

4 The Company is primarily engaged in business of plastic products which constitute a single reportable segment in accordance with IND AS 108 "Segment reporting."

5 The figures of the last quarter and corresponding quarter of the previous year are the balancing figures between audited figures for the full financial year and unaudited published year to date figures up to the third quarter of the current financial year and previous financial year.

6 The previous period figures have been regrouped/ reclassified where ever necessary to make them comparable with the current periods' figures.

** Basic and Diluted EPS for the year ended 31st March, 2021 have been calculated using the weighted average number of shares

Date: 25th June, 2021

Place: Burhanpur

For and on behalf of Board of Director of
For Texmo Pipes and Products Ltd.



[Signature]
Sarjay Kumar Agrawal
Managing Director
DIN 00316249

Texmo Pipes and Products Limited
Registered Office:- 98, Bahadarpur Road, Burhanpur (M.P.) 450 331
CIN L25200MP2008PLC020852
Phone :07325-255122, Fax: 07325-253273
Email: texmopipe@texmopipe.com Website:www.texmopipe.com

Statement of Assets and Laibilities

(Rs. In Lakhs, except as stated otherwise)


Particulars	STANDALONE		CONSOLIDATED		
	As on	As on	As on	As on	
	31st March, 2021	31st March, 2020	31st March, 2021	31st March, 2020	
	AUDITED	AUDITED	AUDITED	AUDITED	
A.	ASSETS				
1	NON CURRENT ASSETS				
(a)	Property Plant and Equipment	11,054.12	11,391.54	11,054.12	11,391.54
(b)	Capital work-in-progress	0.64	25.77	0.65	25.77
(c)	Investment Property	38.44	38.44	38.44	38.44
(d)	Other Intangible Assets	9.78	12.45	9.78	12.45
(e)	Intangible Assets other than Goodwill	-	-	-	-
(f)	Financial Assets				
	(i) Investments	1,162.13	1,162.13		
	(ii) Trade Receivables			4,052.50	4,165.58
	(iii) Loans	587.67	590.18		
	(iv) Other Receivables			698.29	716.17
(g)	Other non- current Assets	370.69	343.98	2,947.47	2,986.71
		13,223.47	13,564.49	18,801.25	19,336.66
2	CURRENT ASSETS				
(a)	Inventories	5,561.54	7,344.68	5,561.54	7,344.68
(b)	Financial Assets				
	(i) Trade Recievables	4,426.80	4,421.08	4,426.80	4,421.08
	(ii) Cash and Cash Equivalents	10.36	29.87	11.59	30.33
	(iii) Bank Balances other than cash & cash equivalents	927.23	881.74	927.23	881.74
	(iv) Loans		0.55		0.55
(c)	Other Current Assets	3,881.49	2,329.50	3,847.70	2,298.22
		14,807.42	15,007.42	14,774.85	14,976.60
	TOTAL ASSETS	28,030.89	28,571.91	33,576.10	34,313.26
B.	EQUITY AND LIABILITIES				
	Equity				
(a)	Equity Share Capital	2,919.50	2,632.00	2,919.50	2,632.00
(b)	Other Equity	14,183.66	12,945.55	19,729.04	18,686.60
(c)	Non controlling interest				
		17,103.16	15,577.55	22,648.54	21,318.60
1	LIABILITIES				
	NON CURRENT LIABILITIES				
(a)	Financial Liabilities				
	(i) Borrowings	590.50	686.65	590.50	686.65
(b)	Provisions				
(c)	Deferred Tax Liabilities	1,659.69	1,678.29	1,659.69	1,678.29
(d)	Other Non Current Laibilities	434.93	389.80	434.93	389.80
		2,685.12	2,754.74	2,685.12	2,754.74



2	CURRENT LIABILITIES				
(a)	Financial Liabilities				
	(i) Borrowings	1,738.53	4,089.69	1,738.53	4,089.69
	(ii) Trade Payables	4,329.73	4,678.89	4,329.73	4,678.88
	(iii) Other financial liabilities	442.73	218.13	442.73	218.13
(b)	Other current liabilities (Net)	1,323.92	1,101.20	1,323.75	1,101.52
(c)	Provisions	272.35	142.15	272.35	142.15
(d)	Current Tax Liabilities (Net)	135.35	9.56	135.35	9.56
		8,242.61	10,239.62	8,242.44	10,239.93
	TOTAL EQUITY AND LIABILITIES	28,030.89	28,571.91	33,576.10	34,313.26

For and on behalf of Board of Director of
For Texmo Pipes and Products Ltd.

Date: 25th June, 2021
Place: Burhanpur




Sanjay Kumar Agrawal
Managing Director
DIN 00316249

TEXMO PIPES AND PRODUCTS LIMITED

Standalone Statement of Cash Flows for the year ended 31st March, 2021

[₹ in Lakhs]

Sno.	Particulars	Year ended		Year ended	
		31st March, 2021		31st March, 2020	
A.	CASH FLOW FROM OPERATING ACTIVITIES				
	Profit before Tax		1,440.79		615.75
	Adjustments for :				
	Depreciation and Amortization Expense	625.68		619.64	
	Finance Costs	948.99		1,054.23	
	Exceptional (Gain) / Loss	-		(93.64)	
	Bad Debts	146.09		81.46	
	Provision for Impairment of Debtors	(16.09)		(6.46)	
	Interest Income	94.58		(116.56)	
	Net Loss/(Gain) on Sale of Assets	4.26		2.34	
	Remeasurement of Defined Benefit Plans	34.18	1,837.70	44.30	1,585.31
	Operating Profit before Working Capital Changes		3,278.49		2,201.06
	Net change in:				
	Inventories	1,783.14		(973.13)	
	Trade Receivables	(135.72)		1,659.69	
	Other Financial Assets	(44.94)		(55.45)	
	Other Current Assets	(1,589.51)		250.68	
	Financial Liabilities	(349.16)		(880.66)	
	Other Current Liabilities	222.72		(318.41)	
	Short Term Provisions	130.20	16.74	(17.67)	(334.95)
	Cash generated from/ (used in) Operations		3,295.23		1,866.11
	Direct Taxes Paid (Net)		(210.52)		(146.39)
	Net Cash generated from/ (used in) Operating Activities		3,084.71		1,719.72
B.	CASH FLOW FROM INVESTING ACTIVITIES				
	Purchase of Property, Plant and Equipment and Intangibles		(269.11)		(737.61)
	Sale/ Disposals of Property, Plant and Equipment		10.62		94.78
	Movement in Long Term Advances		2.50		2.32
	Movement in Deposits		(26.71)		(31.16)
	Interest Received		(94.58)		116.56
	Net Cash generated from/ (used in) Investing Activities		(377.28)		(555.11)




[₹ in Lakhs]

Sno.	Particulars	Year ended 31st March, 2021		Year ended 31st March, 2020	
C.	<u>CASH FLOW FROM FINANCING ACTIVITIES</u>				
	Proceeds from issue of Preferential Equity Shares		399.63		-
	(Repayment)/Proceeds of Long-term Borrowings		(96.15)		(330.38)
	(Repayment)/Proceeds from Short term Borrowings		(2,351.17)		236.24
	(Repayment)/Proceeds of Other Non Current Borrowings		45.13		49.69
	(Repayment)/Proceeds of Other Current Financial Liabilities		224.60		(61.88)
	Finance Costs		(948.99)		(1,054.23)
	Net Cash generated from/ (used in) Financing Activities		(2,726.94)		(1,160.56)
	NET CHANGE IN CASH AND CASH EQUIVALENTS [A+B+C]		(19.51)		4.05
	Cash and cash equivalents at the beginning of the year		29.87		25.82
	Cash and cash equivalents at the end of the year		10.36		29.87
	Components of cash and cash equivalents as at the year end :				
	Balance with Banks in Current Accounts		-		0.57
	Cash on Hand		10.36		29.30
	Cash and cash equivalents at the end of the year		10.36		29.87

For and on behalf of Board of Director of
For Texmo Pipes and Products Ltd.

Date: 25th June, 2021
Place: Burhanpur



[Signature]
Sanjay Kumar Agrawal
Managing Director
DIN 00316249



M/s. Anil Kamal Garg & Company

CHARTERED ACCOUNTANTS

"Kamal Kripa", 97, Jaora Compound, Indore - 452 001 (M.P.)
Phone : 0731-2700940, 2704354

Independent Auditors' Report on the Quarterly and Year to Date Audited Standalone Financial Results of the Company Pursuant to the Regulation 33 of the SEBI (Listing Obligations and Disclosure Requirements) Regulations, 2015, as amended

To,
**The Board of Directors of
TEXMO PIPES AND PRODUCTS LIMITED**

Report on the Audit of Standalone Financial Results

Opinion

We have audited the accompanying standalone financial results of **TEXMO PIPES AND PRODUCTS LIMITED** ("the Company") for the quarter and year ended March 31st, 2021 ("the Statement"), attached herewith, being submitted by the Company pursuant to the requirement of Regulation 33 of the SEBI (Listing Obligations and Disclosure Requirements) Regulations, 2015, as amended (the "Listing Regulations").

In our opinion and to the best of our information and according to the explanations given to us, the Statement:

- i. is presented in accordance with the requirements of Regulation 33 of the Listing Regulations in this regard; and
- ii. gives a true and fair view in conformity with the recognition and measurement principles laid down in the applicable Indian Accounting Standards (Ind AS) and other accounting principles generally accepted in India, of the net profit and other comprehensive income and other financial information of the Company for the quarter and year ended March 31st, 2021.

Basis for Opinion

We conducted our audit in accordance with the Standards on Auditing (SAs) specified under section 143(10) of the Companies Act, 2013, as amended ("the Act"). Our responsibilities under those Standards are further described in the "Auditors' Responsibilities for the Audit of the Standalone Financial Results" section of our report.



Contd..2

We are independent of the Company in accordance with the Code of Ethics issued by the Institute of Chartered Accountants of India together with the ethical requirements that are relevant to our audit of the standalone financial statements under the provisions of the Act and the Rules thereunder, and we have fulfilled our other ethical responsibilities in accordance with these requirements and the Code of Ethics. We believe that the audit evidence obtained by us is sufficient and appropriate to provide a basis for our opinion.


Management's Responsibilities for the Standalone Financial Results

The Statement has been prepared on the basis of the annual standalone financial statements for the year ended March 31st, 2021. The Board of Directors of the Company are responsible for the preparation and presentation of the Statement that gives a true and fair view of the net profit and other comprehensive income of the Company and other financial information in accordance with the Indian Accounting Standards (Ind AS) prescribed under Section 133 of the Act read with relevant rules issued thereunder and other accounting principles generally accepted in India and in compliance with Regulation 33 of the Listing Regulations. This responsibility also includes maintenance of adequate accounting records in accordance with the provisions of the Act for safeguarding of the assets of the Company and for preventing and detecting frauds and other irregularities; selection and application of appropriate accounting policies; making judgments and estimates that are reasonable and prudent; and the design, implementation and maintenance of adequate internal financial controls, that were operating effectively for ensuring the accuracy and completeness of the accounting records, relevant to the preparation and presentation of the Statement that give a true and fair view and are free from material misstatement, whether due to fraud or error.

In preparing the Statement, the Board of Directors are responsible for assessing the Company's ability to continue as a going concern, disclosing, as applicable, matters related to going concern and using the going concern basis of accounting unless the Board of Directors either intends to liquidate the Company or to cease operations, or has no realistic alternative but to do so. The Board of Directors are also responsible for overseeing the Company's financial reporting process.

Auditors' Responsibilities for the Audit of the Standalone Financial Results


Our objectives are to obtain reasonable assurance about whether the Statement as a whole is free from material misstatement, whether due to fraud or error, and to issue an auditors' report that includes our opinion. Reasonable assurance is a high level of assurance but is not a guarantee that an audit conducted in accordance with SAs will always detect a material misstatement when it exists.



Misstatements can arise from fraud or error and are considered material if, individually or in the aggregate, they could reasonably be expected to influence the economic decisions of users taken on the basis of the Standalone Financial Results.

As part of an audit in accordance with SAs, we exercise professional judgment and maintain professional skepticism throughout the audit. We also:

- Identify and assess the risks of material misstatement of the Statement, whether due to fraud or error, design and perform audit procedures responsive to those risks, and obtain audit evidence that is sufficient and appropriate to provide a basis for our opinion. The risk of not detecting a material misstatement resulting from fraud is higher than for one resulting from error, as fraud may involve collusion, forgery, intentional omissions, misrepresentations, or the override of internal control.
- Obtain an understanding of internal control relevant to the audit in order to design audit procedures that are appropriate in the circumstances. Under Section 143(3)(i) of the Act, we are also responsible for expressing our opinion through a separate report on the complete set of Standalone financial Statements on whether the company has adequate internal financial controls with reference to standalone financial statements in place and the operating effectiveness of such controls.
- Evaluate the appropriateness of accounting policies used and the reasonableness of accounting estimates and related disclosures made by the Board of Directors.
- Conclude on the appropriateness of the Board of Directors' use of the going concern basis of accounting and, based on the audit evidence obtained, whether a material uncertainty exists related to events or conditions that may cast significant doubt on the Company's ability to continue as a going concern. If we conclude that a material uncertainty exists, we are required to draw attention in our auditors' report to the related disclosures in the financial results or, if such disclosures are inadequate, to modify our opinion. Our conclusions are based on the audit evidence obtained up to the date of our auditors' report. However, future events or conditions may cause the Company to cease to continue as a going concern.



[4]

- Evaluate the overall presentation, structure and content of the Statement, including the disclosures, and whether the Statement represents the underlying transactions and events in a manner that achieves fair presentation.
- Obtain sufficient and appropriate audit evidence regarding the Standalone Financial Results of the Company to express an opinion on the Standalone Financial Results.

We communicate with those charged with governance regarding, among other matters, the planned scope and timing of the audit and significant audit findings, including any significant deficiencies in internal control that we identify during our audit. We also provide those charged with governance with a statement that we have complied with relevant ethical requirements regarding independence, and to communicate with them all relationships and other matters that may reasonably be thought to bear on our independence, and where applicable, related safeguards.

Other Matter

The Statement includes the results for the quarter ended March 31st, 2021 being the balancing figure between the audited figures in respect of the full financial year ended March 31st, 2021 and the published unaudited year-to-date figures up to the third quarter of the current financial year, which were subjected to a limited review by us, as required under the Listing Regulations.

Our opinion on the same is not modified in respect of the above matter.

Place : Indore
Dated : June 25th, 2021

For : Anil Kamal Garg & Company
Chartered Accountants
ICAI Firm Registration No. 004186C



Devendra Bansal
Partner
Membership No. 078057
ICAI UDIN: 21078057AAA AEU3616

TEXMO PIPES AND PRODUCTS LIMITED

Regd. Office: 98, Bahadarpur Road, Burhanpur (M.P.) 450 331

CIN: L25200MP2008PLC020852

Phone :07325-255122, Fax: 07325-253273 Email: texmopipe@texmopipe.com Website:www.texmopipe.com

STATEMENT OF CONSOLIDATED AUDITED FINANCIAL RESULTS FOR THE QUARTER & YEAR ENDED 31ST MARCH, 2021

(Rs. In Lakhs, except as stated otherwise)

Sr. No.	Particulars	Quarter Ended			Year Ended	
		31st Mar, 2021 Audited	31st Dec, 2020 Unaudited	31st Mar, 2020 Audited	31st Mar, 2021 Audited	31st Mar, 2020 Audited
1	Income					
	(i) Value of Sales	15,350.98	15,031.06	8,317.11	49,493.67	38,384.10
	Less: GST Recovered	(2,306.61)	(2,203.46)	(1,207.17)	(7,327.99)	(5,589.54)
	Revenue from Operations	13,044.37	12,827.60	7,109.94	42,165.68	32,794.56
	(ii) Other Income	7.38	38.72	3.60	87.55	101.62
	TOTAL INCOME (i+ii)	13,051.75	12,866.32	7,113.54	42,253.23	32,896.18
2	Expenses					
	a) Cost of Materials Consumed	9,798.20	10,059.33	5,552.25	31,962.94	23,627.43
	b) Purchases of Stock-in-Trade	412.49	489.63	782.11	1,723.83	2,044.42
	c) Changes in Inventories of Finished Goods, Stock-in-Trade and Work-in-Progress	96.71	(365.85)	(1,053.01)	(530.94)	(611.42)
	d) Employee Benefits Expense	371.18	412.82	378.34	1,384.77	1,511.19
	e) Finance Cost	232.08	239.40	208.40	948.99	1,054.24
	f) Depreciation and Amortisation Expenses	158.66	168.71	160.00	625.68	619.64
	g) Other Expenses	1,375.52	1,460.43	900.24	4,736.83	3,979.43
	TOTAL EXPENSES	12,444.84	12,464.47	6,928.33	40,852.10	32,224.93
3	Profit / (Loss) before exceptional items and tax (1-2)	606.91	401.85	185.21	1,401.13	671.25
4	Exceptional Items	-	-	(5.03)	-	(93.64)
5	Profit / (Loss) before tax (3+4)	606.91	401.85	180.19	1,401.13	577.61
6	Tax Expenses Continued Operations					
	(i) Current Tax	170.00	110.00	54.16	370.00	154.16
	(ii) Short/(Excess) Tax Provision for earlier years	-	(33.69)	-	(33.69)	3.96
	(iii) Deferred Tax	(37.41)	6.27	29.23	(18.60)	25.08
	Total Tax Expenses (i+ii+iii)	132.59	82.58	83.39	317.71	183.20
7	Net Profit/(Loss) for the period from continuing operations(5-6)	474.32	319.27	96.80	1,083.42	394.41



Sr. No.	Particulars	Quarter Ended			Year Ended	
		31st Mar, 2021	31st Dec, 2020	31st Mar, 2020	31st Mar, 2021	31st Mar, 2020
		Audited	Unaudited	Audited	Audited	Audited
8	Other Comprehensive Income					
a	Items that will not be reclassified to Profit or Loss					
i	Remeasurements of defined benefit plans	0.95	11.08	44.53	34.18	44.30
b	Items that will be reclassified to Profit or Loss	54.68	97.37	-	-	-
9	Total comprehensive Income for the Period (9+10)	529.94	427.72	141.33	1,117.60	438.71
10	Paid-up Equity Share Capital (Face Value Rs.10 per share)	2,919.50	2,919.50	2,632.00	2,919.50	2,632.00
11	Earning per share (of Rs.10/- each)					
	(a) Basic	1.62	1.09	0.37	3.89**	1.50
	(b) Diluted	1.62	1.09	0.37	3.89**	1.50

Notes :

- 1 The audited consolidated financial results have been reviewed by the Audit Committee in its meeting held on 25th June, 2021 and taken on record by Board of Directors in its meeting held on 25th June, 2021.
- 2.1 The transaction costs paid for the term loans availed have been amortised over the tenor of the loan, as the loan are required to be carried at amortized cost as per the Ind AS 109- Financial Instruments. Accordingly there is an increase in the Financial Cost.
- 2.2 Actuarial gains/losses on re-measurement of Defined Benefit Plans have been classified under "Other Comprehensive Income" as per the requirement of Ind AS 19 "Employment Benefit".
- 2.3 Under the Ind AS, the Deferred Tax is calculated on the basis of the Balance Sheet approach and not the Income Approach.
- 2.4 Under the Ind AS, significant components of Plant and Equipment which have different useful life are depreciated based on their specific useful lives



3 The Company has adopted Indian Accounting Standard ("IND-AS") from 1st April, 2017 and accordingly these financial results have been prepared in accordance with the IND-AS prescribed under Section 133 of the Companies Act, 2013.

4 The Company is primarily engaged in business of plastic products which constitute a single reportable segment in accordance with IND AS 108 "Segment reporting."


5 The figures of the last quarter and corresponding quarter of the previous year are the balancing figures between audited figures for the full financial year and unaudited published year to date figures up to the third quarter of the current financial year and previous financial year.


6 The previous period figures have been regrouped/ reclassified where ever necessary to make them comparable with the current periods' figures.

** Basic and Diluted EPS for the year ended 31st March, 2021 have been calculated using the weighted average number of shares

Date: 25th June, 2021
Place: Burhanpur

For and on behalf of Board of Director of
For Texmo Pipes and Products Ltd.




Sanjay Kumar Agrawal
Managing Director
DIN 00316249

Texmo Pipes and Products Limited
Registered Office:- 98, Bahadarpur Road, Burhanpur (M.P.) 450 331
CIN L25200MP2008PLC020852
Phone :07325-255122, Fax: 07325-253273
Email: texmopipe@texmopipe.com Website:www.texmopipe.com

Statement of Assets and Laibilities

(Rs. In Lakhs, except as stated otherwise)


Particulars	STANDALONE		CONSOLIDATED	
	As on	As on	As on	As on
	31st March, 2021	31st March, 2020	31st March, 2021	31st March, 2020
	AUDITED	AUDITED	AUDITED	AUDITED
A.	ASSETS			
1	NON CURRENT ASSETS			
(a) Property Plant and Equipment	11,054.12	11,391.54	11,054.12	11,391.54
(b) Capital work-in-progress	0.64	25.77	0.65	25.77
(c) Investment Property	38.44	38.44	38.44	38.44
(d) Other Intangible Assets	9.78	12.45	9.78	12.45
(e) Intangible Assets other than Goodwill	-	-	-	-
(f) Financial Assets				
(i) Investments	1,162.13	1,162.13		
(ii) Trade Receivables			4,052.50	4,165.58
(iii) Loans	587.67	590.18		
(iv) Other Receivables			698.29	716.17
(g) Other non- current Assets	370.69	343.98	2,947.47	2,986.71
	13,223.47	13,564.49	18,801.25	19,336.66
2	CURRENT ASSETS			
(a) Inventories	5,561.54	7,344.68	5,561.54	7,344.68
(b) Financial Assets				
(i) Trade Recievables	4,426.80	4,421.08	4,426.80	4,421.08
(ii) Cash and Cash Equivalents	10.36	29.87	11.59	30.33
(iii) Bank Balances other than cash & cash equivalents	927.23	881.74	927.23	881.74
(iv) Loans		0.55		0.55
(c) Other Current Assets	3,881.49	2,329.50	3,847.70	2,298.22
	14,807.42	15,007.42	14,774.85	14,976.60
TOTAL ASSETS	28,030.89	28,571.91	33,576.10	34,313.26
B.	EQUITY AND LIABILITIES			
	Equity			
(a) Equity Share Capital	2,919.50	2,632.00	2,919.50	2,632.00
(b) Other Equity	14,183.66	12,945.55	19,729.04	18,686.60
(c) Non controlling interest				
	17,103.16	15,577.55	22,648.54	21,318.60
1	LIABILITIES			
	NON CURRENT LIABILITIES			
(a) Financial Liabilities				
(i) Borrowings	590.50	686.65	590.50	686.65
(b) Provisions				
(c) Deferred Tax Liabilities	1,659.69	1,678.29	1,659.69	1,678.29
(d) Other Non Current Laibilities	434.93	389.80	434.93	389.80
	2,685.12	2,754.74	2,685.12	2,754.74



2	CURRENT LIABILITIES				
(a)	Financial Liabilities				
	(i) Borrowings	1,738.53	4,089.69	1,738.53	4,089.69
	(ii) Trade Payables	4,329.73	4,678.89	4,329.73	4,678.88
	(iii) Other financial liabilities	442.73	218.13	442.73	218.13
(b)	Other current liabilities (Net)	1,323.92	1,101.20	1,323.75	1,101.52
(c)	Provisions	272.35	142.15	272.35	142.15
(d)	Current Tax Liabilities (Net)	135.35	9.56	135.35	9.56
		8,242.61	10,239.62	8,242.44	10,239.93
	TOTAL EQUITY AND LIABILITIES	28,030.89	28,571.91	33,576.10	34,313.26

For and on behalf of Board of Director of
For Texmo Pipes and Products Ltd.

Date: 25th June, 2021
Place: Burhanpur




Sanjay Kumar Agrawal
Managing Director
DIN 00316249

TEXMO PIPES AND PRODUCTS LIMITED

Consolidated Statement of Cash Flows for the year ended 31st March, 2021

[₹ in Lakhs]

Sno.	Particulars	Year ended 31st March, 2021		Year ended 31st March, 2020	
A.	<u>CASH FLOW FROM OPERATING ACTIVITIES</u>				
	Profit before Tax		1,401.13		577.61
	<u>Adjustments for :</u>				
	Depreciation and Amortization Expense	625.68		619.64	
	Finance Costs	948.99		1,054.24	
	Exceptional (Gain) / Loss	-		(93.64)	
	Bad Debts	146.09		81.46	
	Provision for Impairment of Debtors	(16.09)		(6.46)	
	Interest Income	(63.30)		(87.59)	
	Net Loss/(Gain) on Sale of Assets	4.26		2.34	
	Remeasurement of Defined Benefit Plans	34.18		44.30	
	Exchange Difference on Translation of Financial Statements	(184.39)	1,495.43	622.61	2,236.90
	Operating Profit before Working Capital Changes		2,896.56		2,814.51
	<u>Net change in:</u>				
	Inventories	1,783.14		(973.13)	
	Trade Receivables	(135.71)		1,330.13	
	Other Financial Assets	(44.94)		(55.45)	
	Other Current Assets	(1,558.62)		279.64	
	Financial Liabilities	(349.17)		(880.66)	
	Other Current Liabilities	222.25		(325.49)	
	Short Term Provisions	130.20	47.15	(17.67)	(642.63)
	Cash generated from/ (used in) Operations		2,943.71		2,171.88
	Direct Taxes Paid (Net)		210.50		146.39
	Net Cash generated from/ (used in) Operating Activities		2,733.21		2,025.49
B.	<u>CASH FLOW FROM INVESTING ACTIVITIES</u>				
	Purchase of Property, Plant and Equipment and Intangibles		(269.10)		(737.61)
	Sale/ Disposals of Property, Plant and Equipment		10.62		94.78
	Movement in Long Term Advances		130.93		(308.06)
	Movement in Deposits		39.23		-
	Interest Received		63.30		87.59
	Net Cash generated from/ (used in) Investing Activities		(25.02)		(863.30)




[₹ in Lakhs]

Sno.	Particulars	Year ended 31st March, 2021		Year ended 31st March, 2020	
C.	CASH FLOW FROM FINANCING ACTIVITIES				
	Proceeds from issue of Preferential Equity Shares		399.63		-
	(Repayment)/Proceeds of Long-term Borrowings		(96.15)		(330.38)
	(Repayment)/Proceeds from Short term Borrowings		(2,351.17)		236.24
	(Repayment)/Proceeds of Other Non Current Borrowings		45.13		49.69
	(Repayment)/Proceeds of Other Current Financial Liabilities		224.60		(61.87)
	Finance Costs		(948.99)		(1,054.24)
	Net Cash generated from/ (used in) Financing Activities		(2,726.94)		(1,160.56)
	NET CHANGE IN CASH AND CASH EQUIVALENTS [A+B+C]		(18.75)		1.63
	Cash and cash equivalents at the beginning of the year		30.34		28.71
	Cash and cash equivalents at the end of the year		11.59		30.34
	Components of cash and cash equivalents as at the year end :				
	Balance with Banks in Current Accounts		0.11		0.72
	Cash on Hand		11.48		29.62
	Cash and cash equivalents at the end of the year		11.59		30.34

For and on behalf of Board of Director of
For Texmo Pipes and Products Ltd.

Date: 25th June, 2021
Place: Burhanpur



[Signature]
Sanjay Kumar Agrawal
Managing Director
DIN 00316249



M/s. Anil Kamal Garg & Company

CHARTERED ACCOUNTANTS

"Kamal Kripa", 97, Jaora Compound, Indore - 452 001 (I.A.P.)
Phone : 0731-2700940, 2704354

Independent Auditors' Report on the Quarterly and Year to Date Audited Consolidated Financial Results of the Company Pursuant to the Regulation 33 of the SEBI (Listing Obligations and Disclosure Requirements) Regulations, 2015, as amended

To,
**The Board of Directors of
TEXMO PIPES AND PRODUCTS LIMITED**


Report on the Audit of Consolidated Financial Results

Opinion

We have audited the accompanying consolidated financial results of **TEXMO PIPES AND PRODUCTS LIMITED** ("Holding Company") and its subsidiary (the Holding Company and its subsidiary together referred to as "the Group") for the quarter and year ended March 31st, 2021 ("the Statement"), attached herewith, being submitted by the Company pursuant to the requirement of Regulation 33 of the SEBI (Listing Obligations and Disclosure Requirements) Regulations, 2015, as amended (the "Listing Regulations").

In our opinion and to the best of our information and according to the explanations given to us, and based on the consideration of the reports of the other auditors on separate audited financial statements of the subsidiary, the Statement:

- i. includes the results of the following entities:
 - Holding Company: Texmo Pipes and Products Limited
 - Subsidiary: Tapti Pipes and Products Limited FZE, UAE
- ii. are presented in accordance with the requirements of the Listing Regulations in this regard; and
- iii. gives a true and fair view in conformity with the recognition and measurement principles laid down in the applicable Indian Accounting Standards (Ind AS) and other accounting principles generally accepted in India, of the net profit and other comprehensive income and other financial information of the Group for the quarter and year ended March 31st, 2021.



Contd..2


Basis for Opinion

We conducted our audit in accordance with the Standards on Auditing (SAs) specified under section 143(10) of the Companies Act, 2013, as amended (“the Act”). Our responsibilities under those Standards are further described in the “Auditors’ Responsibilities for the Audit of the Consolidated Financial Results” section of our report. We are independent of the Group in accordance with the Code of Ethics issued by the Institute of Chartered Accountants of India together with the ethical requirements that are relevant to our audit of the standalone financial statements under the provisions of the Act and the Rules thereunder, and we have fulfilled our other ethical responsibilities in accordance with these requirements and the Code of Ethics. We believe that the audit evidence obtained by us and other auditors in terms of their reports referred to in “Other Matter” paragraph below, is sufficient and appropriate to provide a basis for our opinion.

Management’s Responsibilities for the Consolidated Financial Results

The Statement has been prepared on the basis of the annual consolidated financial statements for the year ended March 31st, 2021. The Board of Directors are responsible for the preparation and presentation of the Statement that gives a true and fair view of the net profit and other comprehensive income of the Group and other financial information in accordance with the Indian Accounting Standards (Ind AS) prescribed under Section 133 of the Act read with relevant rules issued thereunder and other accounting principles generally accepted in India and in compliance with Regulation 33 of the Listing Regulations. This responsibility also includes maintenance of adequate accounting records in accordance with the provisions of the Act for safeguarding of the assets of the Group and for preventing and detecting frauds and other irregularities; selection and application of appropriate accounting policies; making judgments and estimates that are reasonable and prudent; and the design, implementation and maintenance of adequate internal financial controls, that were operating effectively for ensuring the accuracy and completeness of the accounting records, relevant to the preparation and presentation of the Statement that give a true and fair view and are free from material misstatement, whether due to fraud or error, which have been used for the purpose of preparation of the Statement by the Directors of the Holding Company, as aforesaid.

Contd..3




In preparing the Statement, the Board of Directors of the companies included in the Group are responsible for assessing the Group's ability to continue as a going concern, disclosing, as applicable, matters related to going concern and using the going concern basis of accounting unless the Board of Directors either intends to liquidate the Group or to cease operations, or has no realistic alternative but to do so. The Board of Directors are also responsible for overseeing the Group's financial reporting process.

Auditors' Responsibilities for the Audit of the Consolidated Financial Results

Our objectives are to obtain reasonable assurance about whether the Statement as a whole is free from material misstatement, whether due to fraud or error, and to issue an auditors' report that includes our opinion. Reasonable assurance is a high level of assurance but is not a guarantee that an audit conducted in accordance with SAs will always detect a material misstatement when it exists. Misstatements can arise from fraud or error and are considered material if, individually or in the aggregate, they could reasonably be expected to influence the economic decisions of users taken on the basis of the Consolidated Financial Results.

As part of an audit in accordance with SAs, we exercise professional judgment and maintain professional skepticism throughout the audit. We also:

- Identify and assess the risks of material misstatement of the Statement, whether due to fraud or error, design and perform audit procedures responsive to those risks, and obtain audit evidence that is sufficient and appropriate to provide a basis for our opinion. The risk of not detecting a material misstatement resulting from fraud is higher than for one resulting from error, as fraud may involve collusion, forgery, intentional omissions, misrepresentations, or the override of internal control.
- Obtain an understanding of internal control relevant to the audit in order to design audit procedures that are appropriate in the circumstances. Under Section 143(3)(i) of the Act, we are also responsible for expressing our opinion through a separate report on the complete set of Consolidated financial Statements on whether the group has adequate internal financial controls with reference to consolidated financial statements in place and the operating effectiveness of such controls.




[4]

- Evaluate the appropriateness of accounting policies used and the reasonableness of accounting estimates and related disclosures made by the Board of Directors.
- Conclude on the appropriateness of the Board of Directors' use of the going concern basis of accounting and, based on the audit evidence obtained, whether a material uncertainty exists related to events or conditions that may cast significant doubt on the Group's ability to continue as a going concern. If we conclude that a material uncertainty exists, we are required to draw attention in our auditors' report to the related disclosures in the financial results or, if such disclosures are inadequate, to modify our opinion. Our conclusions are based on the audit evidence obtained up to the date of our auditors' report. However, future events or conditions may cause the Group to cease to continue as a going concern.
- Evaluate the overall presentation, structure and content of the Statement, including the disclosures, and whether the Statement represents the underlying transactions and events in a manner that achieves fair presentation.
- Obtain sufficient and appropriate audit evidence regarding the Consolidated Financial Results of the Group of which we are the independent auditors and whose financial information we have audited, to express an opinion on the Consolidated Financial Results. We are responsible for the direction, supervision and performance of the audit of the financial information of such entity included in the Statement of which we are the independent auditors. For the other entity included in the Statement, which has been audited by other auditors, such other auditors remain responsible for the direction, supervision and performance of the audit carried out by them. We remain solely responsible for our audit opinion.

We communicate with those charged with governance of the Holding Company and such other entity included in the Statement of which we are the independent auditors regarding, among other matters, the planned scope and timing of the audit and significant audit findings, including any significant deficiencies in internal control that we identify during our audit. We also provide those charged with governance with a statement that we have complied with relevant ethical requirements regarding independence, and to communicate with them all relationships and other matters that may reasonably be thought to bear on our independence, and where applicable, related safeguards.

Contd...5



We also performed procedures in accordance with the Circular No. CIR/CFD/CMD1/44/2019 dated March 29, 2019 issued by the Securities Exchange Board of India under Regulation 33 (8) of the Listing Regulations, to the extent applicable.


Other Matter

The accompanying Statement includes the statements and other financial information, in respect of:

- One subsidiary, whose financial statements include total assets of Rs. 7328.81 Lakhs as at March 31st, 2021, total revenues of Rs. Nil, total net loss after tax of Rs. 8.38 Lakhs, total comprehensive income of Rs. Nil and net cash inflows of Rs. 0.77 Lakhs for the year ended March 31, 2021, as considered in the Statement which has been audited by its respective independent auditors.

The independent auditors' report on the financial statements of the aforesaid entity has been furnished to us by the Management and our opinion on the Statement in so far as it relates to the amounts and disclosures included in respect of the subsidiary is based solely on the report of such auditors and the procedures performed by us as stated in paragraph above.

The subsidiary is located outside India whose financial statements and other financial information has been prepared in accordance with accounting principles generally accepted in their respective countries and which has been audited by other auditors under generally accepted auditing standards applicable in its respective country. The Holding Company's management has converted the financial statements of such subsidiary located outside India from accounting principles generally accepted in its country to accounting principles generally accepted in India. We have audited these conversion adjustments made by the Holding Company's management. Our opinion in so far as it relates to the balances and affairs of such subsidiary located outside India is based on the report of other auditors and the conversion adjustments prepared by the management of the Holding Company and audited by us.




[6]

The Statement includes the results for the quarter ended March 31st, 2021 being the balancing figure between the audited figures in respect of the full financial year ended March 31st, 2021 and the published unaudited year-to-date figures up to the third quarter of the current financial year, which were subjected to a limited review by us, as required under the Listing Regulations.

Our opinion on the same is not modified in respect of the above matter.

Place : Indore
Dated : June 25th, 2021

For : Anil Kamal Garg & Company
Chartered Accountants
ICAI Firm Registration No. 004186C



Devendra Bansal
Partner

Membership No. 078057

ICAI UDIN: 21078057AAAAEV 8546

Texmo/Sec/2021-22/13

June 25, 2021

To,
Manager (Listing)
National Stock Exchange of India Ltd
Exchange Plaza, 5th Floor
Bandra kulra Complex, Bandra (E)
Mumbai 400051

To,
The Corporate Relationship Department
Bombay Stock Exchange Ltd,
1st Floor, New Trading Ring,
P.J.Tower, Dalal Street,
Mumbai-400001

Sub: Declaration pursuant to Regulation 33(3)(d) of the SEBI (Listing Obligations and Disclosure Requirements) Regulations, 2015

Dear Sir/Madam,

This is to inform you that the Statutory Auditors of the Company, M/s Anil Kamal Garg & Company, Chartered Accountants, Indore (M.P.) (FRN: 004186C) have issued an Audit Report with unmodified opinion on the Audited Financial Results of the Company (Standalone and Consolidated) for the quarter and Financial year ended on 31st March, 2021.

This Declaration is given in compliance to Regulation 33(3)(d) of the SEBI (Listing Obligations and Disclosure Requirements) Regulations, 2015 as amended by the SEBI (Listing Obligations and Disclosure Requirements) (Amendment) Regulations, 2016, vide notification No. SEBI/LAD-NRO/GN/2016-17 dated May 25, 2016 and Circular no. CIR/CFD/CMD/56/2016 dated May 27, 2016.

Kindly take this declaration on your records.

Thanking You
Yours Faithfully

For Texmo Pipes and Products Limited


Sanjay Kumar Agrawal
Managing Director
DIN 00316249

