


(1)(a) STATEMENT SHOWING SHAREHOLDING PATTERN IN CLAUSE-35

NAME OF THE COMPANY: TEXMO PIPES AND PRODUCTS LIMITED					
SCRIP CODE:	533164	Name of the Scrip:			
Class of Security:					
QUARTER ENDED:	30/09/2014				
Partly paid-up shares	No. of partly paid-up shares	As a % of total no. of partly paid-up shares		As a % of total no. of shares of the Company.	
Held by promoter/promoter group	0			0	
Held by Public	0			0	
Total:	0			0	
Outstanding convertible securities:	No. of outstanding securities	As a % of total no. of outstanding convertible securities.		As a % of total no. of shares of the Company assuming full conversion of the convertible securities	
Held by promoter/promoter group	0			0	
Held by Public	0			0	
Total:	0			0	
Warrants:	No. of warrants	As a % of total no. of warrants		As a % of total no. of shares of the Company, assuming full conversion of warrants	
Held by promoter/promoter group	0			0	
Held by Public	0			0	
Total:	0			0	
Total paid-up capital of the Company, assuming full conversion of warrants and convertible securities	23820000			0	100.00




A handwritten signature is written over a circular stamp. The stamp contains the text "DIRECTOR" and "TEXMO PIPES AND PRODUCTS LIMITED" around the perimeter. The signature is written in black ink and appears to be "S. Srinivas" or similar.


CATEGORY CODE	CATEGORY OF SHAREHOLDER	NO OF SHAREHOLDERS (III)	TOTAL NUMBER OF SHARES (IV)	NO OF SHARES HELD IN DEMATERIALIZED FORM (V)	TOTAL SHAREHOLDING AS A % OF TOTAL NO OF SHARES		NUMBER OF SHARES (VIII)	SHARES PLEDGE OR OTHERWISE ENCUMBERED	AS a PERCENTAGE (IX) = (VIII)/(IV)*100
					AS a PERCENTAGE of (A+B) (VI)	AS a PERCENTAGE of (A+B+C) (VII)			
(I)	(II) PROMOTER AND PROMOTER GROUP								
(A)	INDIAN								
(1)	Individual /HUF	11	6893089	6893089	28.94	28.94	0		0.00
(b)	Central Government/State Government(s)	0	0	0	0.00	0.00	0		0.00
(c)	Bodies Corporate	0	0	0	0.00	0.00	0		0.00
(d)	Financial Institutions / Banks	0	0	0	0.00	0.00	0		0.00
(e)	Others	0	0	0	0.00	0.00	0		0.00
	Sub-Total A(1) :	11	6893089	6893089	28.94	28.94	0		0.00
(2)	FOREIGN								
(a)	Individuals (NRIs/Foreign Individuals)	0	0	0	0.00	0.00	0		0.00
(b)	Bodies Corporate	0	0	0	0.00	0.00	0		0.00
(c)	Institutions	0	0	0	0.00	0.00	0		0.00
(d)	Qualified Foreign Investor	0	0	0	0.00	0.00	0		0.00
(e)	Others	0	0	0	0.00	0.00	0		0.00
	Sub-Total A(2) :	0	0	0	0.00	0.00	0		0.00
	Total A=A(1)+A(2)	11	6893089	6893089	28.94	28.94	0		0.00
(B)	PUBLIC SHAREHOLDING								
(1)	INSTITUTIONS								
(a)	Mutual Funds /UTI	0	0	0	0.00	0.00	0		0.00
(b)	Financial Institutions /Banks	0	0	0	0.00	0.00	0		0.00
(c)	Central Government / State Government(s)	0	0	0	0.00	0.00	0		0.00
(d)	Venture Capital Funds	0	0	0	0.00	0.00	0		0.00
(e)	Insurance Companies	0	0	0	0.00	0.00	0		0.00
(f)	Foreign Institutional Investors	0	0	0	0.00	0.00	0		0.00
(g)	Foreign Venture Capital Investors	0	0	0	0.00	0.00	0		0.00
(h)	Qualified Foreign Investor	0	0	0	0.00	0.00	0		0.00
(i)	Others	0	0	0	0.00	0.00	0		0.00
	Sub-Total B(1) :	0	0	0	0.00	0.00	0		0.00

Signature


CATEGORY CODE	CATEGORY OF SHAREHOLDER	NO OF SHAREHOLDERS	TOTAL NUMBER OF SHARES	NO OF SHARES HELD IN DEMATERIALIZED FORM	TOTAL SHAREHOLDING AS A % OF TOTAL NO OF SHARES		SHARES PLEDGE OR OTHERWISE ENCUMBERED	AS a PERCENTAGE OF (IX)=(VIII)/(V)*100
					AS a PERCENTAGE of (A+B) (VI)	AS a PERCENTAGE of (A+B+C) (VII)		
(1)	(iii) NON-INSTITUTIONS							
(2)	Bodies Corporate	392	4169577	4169577	17.50	17.50		
(b)	Individuals							
	(i) Individuals holding nominal share capital upto Rs. 1 lakh	13347	7767630	7767527	32.61	32.61		
	(ii) Individuals holding nominal share capital in excess of Rs.1 lakh	141	4047811	4047811	16.99	16.99		
(c)	Others							
	NON RESIDENT INDIANS	116	570229	570217	2.39	2.39		
	CLEARING MEMBERS	99	371664	371664	1.56	1.56		
(d)	Qualified Foreign Investor	0	0	0	0.00	0.00		
	Sub-Total B(2) :	14095	16926911	16926796	71.06	71.06		
	Total B=B(1)+B(2) :	14095	16926911	16926796	71.06	71.06		
	Total (A+B) :	14106	23820000	23819885	100.00	100.00		
(C)	Shares held by custodians, against which Depository Receipts have been issued							
(1)	Promoter and Promoter Group							
(2)	Public	0	0	0	0.00	0.00		
	GRAND TOTAL (A+B+C) :	14106	23820000	23819885	100.00	0.00	0	0.00



(i)(b)	Statement showing holding of securities (including shares, warrants, convertible securities) of persons belonging to the category "Promoter and Promoter Group"	Details of Shares held		Encumbered shares (%)		Details of Warrants		Details of convertible securities		Total Shares (including underlying shares assuming full conversion of warrants and convertible securities) as a % of diluted share capital	
Sr.No	Name of the Shareholder	No. of Shares held (iii)	As a % of grand total (A)+(B)+(C) (iv)	Pledge Shares (v)	As a percentage (vi)=(v)/(iii)*100	As a % of grand total (A) + (B) + (C) of sub-clause (i)(a) (vii)	Number of warrants held (viii)	As a % total number of warrants of the same class (ix)	Number of convertible securities held (x)	As a % total number of convertible securities of the same class (xi)	(xii)
1	SANJAY KUMAR AGRAWAL	3007500	12.63	0	0.00	0.00	0	0.00	0	0.00	12.63
2	RASHMI DEVI AGRAWAL	3001500	12.60	0	0.00	0.00	0	0.00	0	0.00	12.60
3	SANJAY KUMAR AGRAWAL	508500	2.13	0	0.00	0.00	0	0.00	0	0.00	2.13
4	RASHMIDEVI AGRAWAL	221700	0.93	0	0.00	0.00	0	0.00	0	0.00	0.93
5	SANJAY KUMAR AGRAWAL	71500	0.30	0	0.00	0.00	0	0.00	0	0.00	0.30
6	RASHMIDEVI AGRAWAL	71500	0.30	0	0.00	0.00	0	0.00	0	0.00	0.30
7	MOHAMMAD LAL SOHAN LAL SHAH	6089	0.03	0	0.00	0.00	0	0.00	0	0.00	0.03
8	AVANANDA UMALE	1200	0.01	0	0.00	0.00	0	0.00	0	0.00	0.01
9	MAHMUD AHMED KHAN	1200	0.01	0	0.00	0.00	0	0.00	0	0.00	0.01
10	VILAS PRASAD PAPPU	1200	0.01	0	0.00	0.00	0	0.00	0	0.00	0.01
11	RAJESH BABANLAL AGRAWAL	1200	0.01	0	0.00	0.00	0	0.00	0	0.00	0.01
	TOTAL :	6893089	28.94	0	0.00	0.00	0	0.00	0	0.00	28.94


 [Signature]

(i)(c)(ii)	Statement showing holding of securities (including shares, warrants, convertible securities) of persons belonging to the category "Public" and holding more than 1% of the total number of shares	Number of shares held	Shares as a percentage of total number of shares (i.e., Grant total (A)+(B)+(C) indicated in Statement at para (i)(e) above)	Details of warrants		Details of convertible securities		Total shares (including underlying shares assuming full conversion of warrants and convertible securities) as a % of diluted share capital)
Sr. No.	Name of the shareholder			Number of warrants held	As a % total number of warrants of the same class	Number of convertible securities held	% w.r.t total number of convertible securities of the same class	
1	ANANDSAGAR MERCHANT AND SERVICES PRIVATE LIMITED	10222599	4.29	0	0.00	0	0.00	4.29
2	DURGA PRASAD	275874	1.16	0	0.00	0	0.00	1.16
3	GYAN PAL SINGH	250000	1.05	0	0.00	0	0.00	1.05
	TOTAL :	1548473	6.50	0	0.00	0	0.00	6.50




[1](c)(ii)	Statement showing holding of securities (including shares, warrants, convertible securities) of persons (together with PAC) belonging to the category "Public" and holding more than 5% of the total number of shares of the company	
Sr. No.	Name(s) of the shareholder(s) and the Persons Acting in Concert (PAC) with them	Number of shares held
	Shares as a percentage of total number of shares (i.e., Grant total (A)-(B)-(C) indicated in Statement at para [1](a) above]	
	Details of warrants	Number of warrants held
	As a % total number of warrants of the same class	
	Details of convertible securities	Number of convertible securities held
	As a % total number of convertible securities of the same class	
	Total shares (including underlying shares assuming full conversion of warrants and convertible securities) as a % of diluted share capital)	
TOTAL :	0	0




STATEMENT SHOWING DETAILS OF LOCKED-IN SHARES"


(1)(d)				
Sr.No.	Name of the shareholder	Number of locked-in shares	Locked-in shares as a (%) percentage of total number of shares (i.e. Grand Total (A)+(B)+(C) Indicated in Statement at para (1)(a) above)	Promoter/Promoter Group/Public
	TOTAL :	0	0	



STATEMENT SHOWING DETAILS OF DEPOSITORY RECEIPTS (DRS)			
(i)(a)			
Sr.No.	Type of outstanding DR (ADRS,GDRs,SDRs,etc.)	Number of outstanding DRS	Number of shares underlying outstanding DRS
			Shares underlying outstanding DRS as a percentage of total number of shares (i.e., Grand Total (A)+(B)+(C) indicated in Statement at Para(i)(a) above)
	TOTAL :	0	0



(ii)(b)	Statement showing Holding of Depository Receipts (DRs), where underlying shares held by "Promoter/Promoter group" are in excess of 1% of the total number shares.			
Sr.No.	Name of the DR Holder	Type of outstanding DR (ADRs,GDRs,SDRs,et c.)	Number of shares underlying outstanding DRs	Shares underlying outstanding DRs as a percentage of total number of shares i.e., Grand Total (A)+(B)+(C) indicated in Statement at para(i)(a) above)
	TOTAL :		0	0



TEXMO PIPES AND PRODUCTS LIMITED				
SHARE HOLDING PATTERN AS ON 30/09/2014				
Sno	Description	Cases	Shares	% Equitiy
1	CLEARING MEMBERS	99	371664	1.56
2	H U F	254	386771	1.62
3	BODIES CORPORATES	392	4169577	17.50
4	NON RESIDENT INDIANS	116	570229	2.39
5	COMPANY PROMOTERS	11	6893089	28.94
6	RESIDENT INDIVIDUALS	13234	11428670	47.98
	Total:	14106	23820000	100.00

A handwritten signature is present over a circular stamp. The signature appears to be 'S. Srinivas' or similar. The stamp is partially obscured by the signature and has some illegible text around the perimeter.